

COLORADO BASKETBALL 2005-06



UNIVERSITY OF COLORADO (8-1) vs. DARTMOUTH BIG GREEN (1-8)

Game #10 Saturday, Dec. 31, 1:00 p.m. (mnt.)

Arena: Coors Events/Conference Center (11,064)

Television: none

Radio 760-AM: Mark Johnson (p-b-p),
Charles Johnson (analyst)

2005-06 SCHEDULE

Date	Opponent	Time
Fri. Nov. 18	UNC WILMINGTON	W, 73-54
Mon. Nov. 21	at Colorado State (FSN)	L, 82-83
Sat. Nov. 26	^ vs. Saint Mary's (CA) (FSN)	W, 73-54
Tue. Nov. 29	at Penn	W, 78-60
Sat. Dec. 03	CAL POLY	W, 93-75
Wed. Dec. 07	UTAH (FSN)	W, 76-52
Sat. Dec. 17	UC IRVINE	W, 96-80
Tue. Dec. 20	at TCU (FSN)	W, 77-59
Thur. Dec. 22	MERCER	W, 117-74
Sat. Dec. 31	DARTMOUTH	1 p.m.
Tue. Jan. 03	SAVANNAH STATE	7 p.m.
Sat. Jan. 07	*at Texas (ESPN+)	2 p.m.
Wed. Jan. 11	*KANSAS (FSN RM)	7 p.m.
Sat. Jan. 14	*at Missouri (ERT)	4 p.m.
Wed. Jan. 18	*BAYLOR	7:30 p.m.
Sat. Jan. 21	*at Oklahoma St. (ESPN+)	2 p.m.
Wed. Jan. 25	*NEBRASKA (FSN RM)	7 p.m.
Sat. Jan. 28	*KANSAS STATE (FSN RM)	5 p.m.
Sun. Feb. 05	*at Iowa State (ESPN+)	12 p.m.
Wed. Feb. 08	*at Texas A&M (FSN RM)	6 p.m.
Sat. Feb. 11	*TEXAS TECH (ESPN+)	2 p.m.
Wed. Feb. 15	*OKLAHOMA (ESPN2)	7:30 p.m.
Sat. Feb. 18	*at Kansas St. (ESPN+)	11:30 a.m.
Wed. Feb. 22	*at Nebraska	6 p.m.
Sat. Feb. 25	*MISSOURI (ESPN+)	11:30 a.m.
Wed. Mar. 01	*at Kansas	6 p.m.
Sat. Mar. 04	*IOWA STATE	7 p.m.
Thr.-Sun., Mar. 9-12	**2006 Phillips 66 Big 12 Championships	

^Colorado Classic, Pepsi Center (Denver, Colo.)

Home Games in **BOLD CAPS**; Times are MOUNTAIN

* Big 12 Conference Game

** American Airlines Center (Dallas, Texas)

(ERT) ESPN Plus

(FSN RM) Fox Sports Network Rocky Mountain

All dates and times are SUBJECT TO CHANGE

SPORTS INFORMATION

MBB Contact Andrew R. Green
Office 303/492-5626
Fax 303/492-3811
Email andrew.green@colorado.edu
Cell 720/470-9780
Press Row Phone 303/492-1552 or 4381
Home Arena Coors Events Center (11,064)
Radio 760-AM
... Mark Johnson (p-b-p), Charles Johnson (analyst)
Athletic Reception 303/492-7931
Men's Basketball Office 303/492-6877
CECC Media Work Room ... 303/492-0713/0710
Athletic Ticket Office 303/492-8337
Mailing Address:
Sports Information
University of Colorado
357 UCB (Fieldhouse Annex 50)
Boulder, CO 80309-0357

TODAY: CU enters today's matinee with an 8-1 record their best start to a season since the 1979-80 season (26 years ago). The last time the Buffs started 9-1 was 1978-79, the same season they began 10-1.

THE STREAK: CU's win streak is up to seven wins, their longest since 1996-97 campaign when they won eight straight. With Savannah State just ahead and 1-39 in the last two years, CU's consecutive win streak will be nine games, their longest since winning 12 in a row back in 1961-62.

WHAT'S AHEAD: After a nine-day break CU wraps up non-conference play with Dartmouth (today) and Savannah State (1-11) on Jan. 3.

CU vs. DARTMOUTH: Today is the first-ever meeting with the Big Green. Dartmouth head coach Terry Dunn, a CU assistant for seven years is in his second year with the Ivy League school that resides in Hanover, N.H. CU is 4-1 lifetime against the Ivy League.

SCOUTING DARTMOUTH: The Big Green enters today's game on a seven-game losing streak with their average margin of defeat 11.4 points. Coach Dunn returns nine letterwinners and two starters from last year's 10-17 team. Dartmouth is the ninth-oldest college (1769) in the United States with an enrollment of 4,300 students.

The Buffs are ahead of last year's 3-point record pace (223 made) with 74-of-198 after eight games (last year's eight-game total was 58-of-148) ... CU tied a season-high with 12 treys against Mercer, with a season-best nine was made in the first half ... CU ranks first in the Big 12 in scoring (85.0), steals (10.89) and 3-pointers made (8.22) ... Scoring 117 points against Mercer was the seventh time CU has scored that many in its history ... CU has held five of their eight opponents under 70 points -- all wins ... CU is 5-0 at home and has won 14- straight non-conference games dating back to Jan. 8, 2004 ... The current senior class is 22-3 in non-conference home games (.880) ... CU is 65-7 since 1996-97 in home non-conference games (.903) ... CU has out-rebounded the opponent in all nine games (+9.3) ... **Marcus Hall** had five assists against Mercer moving him into 18th place all-time at CU (209) ... **Glean Eddy** (100) has tied current CU Director of Basketball Operations **Will Smith** (100) for consecutive games played without fouling out. **Antoine McGee** is close behind (99). However, Smith played 2,178 minutes, Eddy has only played 1,502 and McGee (1,417) ... **Jayson Obazuaye** scored a career-best 19 points against Mercer. If J.O. makes his free throws (1-of-4) he would have made 20 points, a first for his career. In fact, free throws cost Obazuaye at least 20 points three times last year.

Team Comparison Averages

	CU	DART
Points	85.0	62.9
Points Allowed	65.7	73.3
Scoring Margin	+19.3	-10.4
Field Goals	32.0	24.3
Field Goal Att.	65.3	57.0
Field Goal Pct.	.490	.427
3-pt Field Goals	8.2	6.9
3-pt Field Goal Att.	22.0	18.2
3-pt Field Goal Pct.	.374	.378
Free Throws	12.8	7.3
Free Throw Att.	19.4	10.1
Free Throw Pct.	.657	.725
Offensive Rebounds	14.9	11.0
Defensive Rebounds	27.0	20.3
Total Rebounds	41.9	31.3
Rebounding Margin	+9.3	-2.2
Fouls	18.7	20.8
Assists	18.7	13.1
Turnovers	14.4	13.6
Assist/TO Ratio	1.3	1.0
Turnover Margin	+4.1	-0.9
Blocks	4.9	3.2
Steals	10.9	4.8

**COLORADO
BUFFALOES
(8-1)**



**DARTMOUTH
BIG GREEN
(1-8)**



Probable Starters

COLORADO

Pos	No	Name	Ht	Yr	Hometown	PPG	RPG	APG
G	5	Jayson Obazuaye	6-2	Sr.	San Jose, Calif.	9.6	5.2	2.0
G	21	Marcus Hall	6-1	Jr.	Houston, Texas	9.1	1.9	4.2
G	23	Richard Roby	6-6	So.	San Bernardino, Calif.	17.3	5.3	2.9
F	4	Andy Osborn	6-9	Sr.	Longmont, Colo.	8.9	4.6	1.1
F	15	Chris Copeland	6-8	Sr.	Richmond, Va.	13.4	5.7	1.0

DARTMOUTH

Pos	No	Name	Ht	Yr	Hometown	PPG	RPG	APG
G	22	Mike Lang	6-3	Sr.	Chicago, Ill.	10.9	2.3	2.6
G	23	Leon Pattman	6-2	Jr.	Memphis, Tenn.	11.6	5.2	1.2
G	24	Michael Giovacchini	5-11	So.	Salt Lake City, Utah	8.0	2.0	2.1
F	33	Chuck Flynn	6-7	So.	Indianapolis, Ind.	6.7	5.4	2.2
F	42	Johnathan Ball	6-4	So.	Memphis, Tenn.	6.0	2.5	0.7

CU'S ALL-TIME RECORD VS. NON-CONFERENCE OPPONENTS/RECORDS VS. CONFERENCES

Opponent	Series	Conference	Record vs. Conf.
UNC Wilmington	CU, 1-0	Colonial Athletic Association	CU leads 3-2
at Colorado State	CU, 85-32	Mountain West Conference	CU, 183-104
vs. Saint Mary's	CU, 5-1	West Coast Conference	CU, 19-11
at Penn	CU, 2-0	Ivy League	CU, 5-1
Cal-Poly	CU, 3-0	Big West Conference	CU, 42-20
Utah	CU, 20-17	Mountain West Conference	CU, 183-104
UC-Irvine	CU, 7-0	Big West Conference	CU, 42-20
TCU	CU, 2-1	Mountain West Conference	CU, 183-104
Mercer	CU, 2-0	Atlantic Sun Conference	CU, 4-0
Dartmouth	1st meeting	Ivy League	CU, 4-1
Savannah State	CU, 1-0	Independents	CU, 8-0

#33 RETURNS: Julius Ashby, CU's 6'9" senior forward from Trinidad & Tobago officially returned to the lineup after being academically ineligible for the fall semester. Ashby returned to the CU line up 6:27 of the first half scoring six points and five rebounds in 11 minutes. Ashby averaged 7.5 points and 6.0 rebounds in 22 games last season. He also had 33 blocked shots. Ashby was one of the key ingredients at last year's Big 12 Tournament helping CU upset No. 6 Texas (81-69) and a near upset of No. 3 Oklahoma State (87-85). Ashby averaged 16.5 points, seven rebounds, and set a tournament record with a 9-of-10 shooting from the field against the Cowboys. He's the final piece to a CU team that returns 10 seniors, the most of any school nationally.

NCAA LEADERS: As of Dec. 19, CU was in a number of team categories. Today's updated statistics are not updated to present day NCAA categories. The next NCAA update will be January 3. **Individual:** Richard Roby, 9th, 3-point percentage (52.6). **Team:** Scoring Offense: 23rd (81.6); Scoring Margin: 22nd (16.1); 3-point field goals per game: 47th (7.9); Rebounding Margin: 16th (+9.1); Assists per game: 35th (17.4); Steals: 11th (11.1); Winning Percentage: 31st.

TOP 25 RANKINGS ... almost: Hey, we're getting votes, 21 to be exact in this week's ESPN/USA Today poll (week eight). CU is currently 12th in the Sagarin ratings. The last time the Buffs were ranked in either poll came in 1997 at No. 24 (*Associated Press*). The others were 1969 (#18), 1963 (#10), 1962 (#9) and 1955 (#15). The highest opponent played from the Sagarin Ratings in Colorado State at No. 30 and UNC Wilmington, No. 53rd. On the downside, of the 334 schools rated, four of CU's non-conference opponents fall from No. 312-334. Dartmouth (No. 312), Cal Poly (No. 313), Mercer (No. 315), and Savannah State (No. 333).

BIG 12 OPENER: After the Buffaloes roll through their non-conference schedule, nationally-ranked Texas looms on the schedule in Austin on Jan. 7. CU is 1-8 in Big 12 openers and 0-3 on the road.

Jan. 07, 2006	at Texas	??
Jan. 08, 2005	at Oklahoma	L, 55-85

Jan. 05, 2004	KANSAS	L, 62-77
Jan. 11, 2003	at Oklahoma	L, 54-69
Jan. 05, 2002	KANSAS	L, 85-97
Jan. 06, 2001	at Baylor	L, 56-61
Jan. 08, 2000	KANSAS	L, 69-84
Jan. 02, 1999	TEXAS	L, 68-73
Jan. 03, 1998	OKLAHOMA	L, 68-69
Jan. 04, 1997	NEBRASKA	W, 79-73

THIS DAY IN HISTORY: Today's end of the year game is only the fifth in CU's history. The last was a 13-point defeat to NCAA Tournament bound Richmond in 2003.

Overall: 1-3 Home: 1-1 Away: 0-2

Year	Opponent	Result
2003	Richmond	L, 62-75
1986	at San Diego	L, 51-61
1937	Nevada	W, 51-23
1907	at Colorado St.	L, 21-29

MORE BUFF TIDBITS, INDIVIDUAL: Richard Roby collected his third career double-double versus Utah (19 pts., 10 rebs.) ... **Andy Osborn** collected his second career double-double at CU, 17 pts., 10 rebounds against Cal Poly (four at Loyola Marymount) ... Roby is 68th in all-time scoring (636 pts. with a 16.3 ppg.) ... Copeland has 324 career rebounds; only Glean Eddy (346) has more of current players ... **Scott Senger** grabbed a career-best five rebounds (four offensive) against Saint Mary's ... Against CSU, senior **Martane Freeman** posted career-highs in points (17), field goals (6), attempts (8), free throws (5), FT attempts (6), steals (3), minutes played (24) ... **Marcus Hall** tied a career-best in steals (4) and handed out seven assists, the most since having 10 against South Dakota State (Feb. 14) last year; Hall ranks 18th overall at CU in assists ... **Richard Roby** scored 480 points during his freshman season, the most of any frosh in its history, including **Chauncey Billups** (465) ... On page 7, a handful of CU players are moving upward on career school lists ... Seniors **Chris Copeland**, **Glean Eddy**, **Antoine McGee**, and **Jayson Obazuaye** close out their final year in 2005-06. It's also the first senior class under Head Coach **Ricardo Patton** that four players will have played their freshman, sophomore, junior and senior years at CU.

INSIDE THE NUMBERS

CU's record under Patton when they score ...

	Overall ... '05-06
Holding oppt. under 70	112-22 5-0
CU Scoring 30-39	0-1
40-49 points	0-2
50-59 points	1-26
60-69 points	29-43
70-79 points	54-39 5-0
80-89 points	50-17 0-1
90-99 points	19-3 2-0
Over 100 points	12-0

1995-2006 Margin of Victory/Losses

1-2 points	12-12 0-1
3-5 points	16-20
6-9 points	27-23
10-14 points	30-31
15-19 points	35-23 6-0
20-20 points	31-13 1-0
30 points	14-9 1-0
	165-131

Double-digit scoring '05 -06 Career

Richard Roby	8	35
Chris Copeland	6	26
Jayson Obazuaye	5	26
Marcus Hall	5	24
Andy Osborn	4	15
Glean Eddy	-	11
Julius Ashby	-	7
Dominique Coleman	2	2
Martane Freeman	2	2
Kyle Carder	1	1
Antoine McGee	-	1
Scott Senger	-	1
Marcus King-Stockton	-	1

30+ Point Games

Richard Roby	-	1
--------------	---	---

20+ Point Games

Richard Roby	3	11
Chris Copeland	2	5
Marcus Hall	-	5

15+ Point Games

Richard Roby	6	23
Chris Copeland	4	13
Marcus Hall	1	9
Andy Osborn	1	5
Jayson Obazuaye	1	8
Martane Freeman	2	2

15+ Rebounds

Julius Ashby	-	1
--------------	---	---

10+ Rebound Games

Julius Ashby	-	3
Chris Copeland	-	6
Richard Roby	1	3
Glean Eddy	-	3
Andy Osborn	1	2

10+ Assist Games

Marcus Hall	-	1
Antoine McGee	-	1

8+ Assist Games

Marcus Hall	1	5
Antoine McGee	-	1

6+ Blocked Shot Games

Julius Ashby	-	1
--------------	---	---

4+ Blocked Shot Games

Julius Ashby	-	2
Glean Eddy	-	1

Numerical Roster

No.	Player	Pos.	Ht.	Wt.	Cl.	Exp	Hometown
1	EDDY, Glean	F	6-6	215	Sr.	3L	Nashville, Tenn.
2	BOIDOCK, Billy	G	6-0	155	Sr.	3L	Dallas, Texas
3	CARDER, Kyle	F	6-5	185	Fr.	HS	Joplin, Mo.
4	OSBORN, Andy	F	6-9	230	Sr.	1L	Longmont, Colo.
5	OBAZUAYE, Jayson	G	6-2	205	Sr.	3L	San Jose, Calif.
10	SENGER, Scott	F	6-7	225	Sr.	3L	Louisville, Colo.
11	COLEMAN, Dominique	G	6-3	185	Jr.	TR	Oakland, Calif.
12	FREEMAN, Martane	F	6-7	200	Sr.	1L	Kansas City, Mo.
15	COPELAND, Chris	F	6-8	235	Sr.	3L	Richmond, Va.
21	HALL, Marcus	PG	6-1	180	Jr.	2L	Houston, Texas
23	ROBY, Richard	G	6-6	195	So.	1L	San Bernardino, Calif.
25	WILLIAMS, Calvin	F	6-7	210	Fr.	HS	Memphis, Tenn.
30	ARRINGTON, Lamont	F/C	6-11	220	Sr.	1L	Detroit, Mich.
31	#JACKSON-WILSON, Jermyl	F	6-5	220	So.	TR	Milwaukee, Wis.
32	KING-STOCKTON, Marcus	F	6-9	230	So.	1L	Denver, Colo.
33	ASHBY, Julius	F/C	6-9	235	Sr.	1L	Trinidad and Tobago
35	PERKOWSKI, Chase	G	6-2	190	Fr.	HS	San Juan Capistrano, Calif.
42	McGEE, Antoine	PG	5-10	185	Sr.	3L	Moreno Valley, Calif.

Head Coach: Ricardo Patton (Belmont '80) - 10th season

Asst. Coach: Paul Graham (North Texas State '74) - 3rd season

Asst. Coach: John Anderson (Stillman College '80) - 1st season

Asst. Coach: Mike Frink (Colorado '67) - 1st season

Director of Basketball Operations: Will Smith (Colorado 2000) - 2nd season

ineligible, sophomore transfer, Ohio State, sits out all of the 2005-06 season

TEAM NOTES: CU's 65 points in the first half against Mercer is the most of any CU team since 1982-83 ... The 36-point halftime advantage versus Mercer is the most since 1982-83 and the 43-point win ranks fourth ... With the return of Julius Ashby after being academically ineligible for the fall semester, the Buffaloes officially resemble what a box of Total cereal looks like, they return 100% of their scoring, 100% rebounding, 100% blocked shots, 100% of everything from a year ago ... Against UC Irvine, the Buffs placed six players with 10 or more points, a non-conference first since Nov. 22, 2002 (Cal Poly) ... It's also the third time that five or more scored in double-figures (CSU, Cal Poly, Irvine) ... CU launched a school-record 37 3-point attempts (12 made) in the win over Utah ... UC Irvine attendance (1,416) lowest since Nov. 24, 2002 (Stetson, 1,093) ... CU is 5-0 this season when holding opponent under 70 points ... Current senior class 23-3 (.885) at home (only losses Utah, Richmond, Georgia) ... Holding Utah to 16 first-half points was a non-conference school-record low in for opponents in the first 20 minutes ... The Buffs committed only five turnovers against Cal Poly, the least amount since the home win over Texas (Feb. 8) ... The 22 offensive rebounds against Cal Poly matched last year's 22

at Iowa State (Jan. 22) and Kansas (Jan 15) ... CU has made a 3-pointer in 109-straight games (last time CU didn't was Jan. 16, 2002, Iowa State, W, 63-61) .

"LS" INITIALS: If you notice the "LS" initials on each of the CU player uniforms that's in memory of senior walk-on Scott Senger's mother, Linda died of cancer this past July. Scott played at nearby Monarch High School where set the school record for 3-pointers made in a season and most points scored.

BUFFS PICKED 9TH: The Big 12 coaches are predicting the Buffs will be a ninth place team in 2005-06. Last season the conference coaches predicted a 10th place finish and were almost correct as CU finished 11th. In its conference history, CU has finished in second place (once), fourth (one), fifth (once), seventh (once), ninth (three times) and 10th (once). Below is the history of the Big 12 coaches' predictions and the Buffs actual finish:

1996-97: No Poll done (CU finished 2nd)

1997-98: 9th (CU finished 9th)

1998-99: 10th (CU finished 8th)

1999-00: 8th (CU finished 7th)

2000-01: 7th (CU finished 9th)

SCHOOL INFORMATION

Location	Boulder, Colo.
Population/Founded	103,216/1876
Enrollment	27,151
Colors	Silver, Black, Gold
Nickname	Buffaloes (Buffs)
Mascot	Ralphie IV, the Buffalo
Arena	Coors Events Center (11,064)
Elevation	5,345
NCAA Affiliation/Conference	Division I/Big 12
President	Hank Brown (Colorado '61)
Chancellor	Dr. Phil DiStefano (Ohio State '68)
Vice Chancellor Student Affairs	Ron Stump
.....	(Northern Michigan '69)
Provost	Susan Avery (Michigan State '72)
Faculty Representative	David Clough
.....	Case Institute of Technology ('68)
Director of Athletics	Mike Bohn (Kansas '83)
Web Site	www.CUbuffs.com
Big 12 web page	www.Big12sports.com
Athletic Department	303/492-7931
Ticket Office	303/492-8337

HISTORY

First Year of Basketball	1901-02
All-Time Record	1,073-1,025 (.511)
Games	2,098 games
NCAA Berths	10
NCAA Record	Won 9, Lost 12
.....	two third place finishes '42 & '55
Last Appearance, Result	2002-03
.....	(lost to Michigan State in 1st round)
NCAA Appearances	2003, 1997, 1969,
.....	1963, 1962, 1955, 1954, 1946, 1942, 1940
NIT Berths	7
NIT Record	Won 8, Lost 6
.....	(won NIT in 1940, runner up 1938)
Last NIT Appearance/Result	2003-04
.....	(lost to at Oregon in 1st round)
Last Conference Title	1968-69 (Big 8)
.....	- have won conference title eight times,
.....	four prior to 1950 Big 8 (1962, 1963, 1969);
.....	Big 7 (1955)
Mountain State Conference titles	4
.....	(1938, 1939, 1940, 1942)

2001-02: 7th (CU finished 9th)

2002-03: 9th (CU finished 11th)

2003-04: 6th (CU finished 4th)

2004-05: 10th (CU was 11th)

2005-06: 9th (CU ??)

2005-06 Big 12 Coaches Predictions

1.	Texas (10)	120
2.	Oklahoma (2)	112
3.	Kansas	89
4.	Oklahoma State	84
5.	Texas Tech	80
6.	Iowa State	70
7.	Texas A&M	68
8.	Missouri	48
9.	Colorado	43
10.	Nebraska	40
11.	Kansas State	25
12.	Baylor	13

TOUGH NON-CONFERENCE? Do you think CU has an easy non-conference schedule this year, or perhaps it's difficult? In fact, CU ranks smack dab in the middle based on their opponents record last season. Remember, Baylor is not playing a non-conference schedule this sea-

CONSECUTIVE FREE-BEES: Richard Roby had reeled off 15-straight free throws since Nov. 21 thru Dec. 3. CU's best charity stripe shooter at .784 (29-of-37) once made 25-straight last season. Since the 1994-95 season, here's the top-15 with player, the number, and dates of success at the line among other off the bench categories.

1) Michel Morandais	28	Jan. 28-Feb. 21, 2004
2) Chauncey Billups	27	Dec. 12-Jan.4, 1997
Chauncey Billups	26	Feb. 10-28, 1996
4) Richard Roby	25	Feb. 5-26, 2005
5) Michel Morandais	22	Nov. 24-Dec. 10, 2003
Chauncey Billups	22	Feb. 15-22, 1997
7) Blair Wilson	19	Jan. 15-Feb. 22, 2003
8) Jamahl Mosley	18	Feb. 21-Mar. 18, 2001
9) Chris Copeland	16	Jan. 15-Feb. 2, 2005
10) Lamar Harris	16	Jan. 21-28, 2004
11) Richard Roby	15	Nov. 21-Dec. 3, 2005
Chris Copeland	15	Nov. 28-Dec. 28, 2004
Stephane Pelle	15	Dec. 23-Dec. 29, 2002
Will Smith	15	Nov. 24-Nov. 30, 1996
15) Glean Eddy	14	Feb. 8-22, 2005

TOP-10 SCORERS OFF THE BENCH (since 1996-97)

1) David Harrison	24	Nebraska	3/06/04
2) Blair Wilson	24	at Nebraska	3/07/02
3) Blair Wilson	24	at Texas A&M	2/26/02
4) Kenny Price	23	Baylor	1/21/98
5) Kenny Price	23	Missouri	1/17/98
6) Marcus Hall	22	California	12/6/03
7) Michel Morandais	22	at Texas	2/09/02
8) Nick Hohr	22	Texas-Pan Amer.	2/15/00
9) Justin Harbert	22	at S. Florida	11/19/00
10) Blair Wilson	21	Kansas State	1/22/02

TOP-10 REBOUNDERS OFF THE BENCH (since 1996-97)

1) Stephane Pelle	16	Missouri	02/23/02
2) David Harrison	15	Iowa State	01/16/02
3) Stephane Pelle	13	at Colorado St.	02/05/01
4) Stephane Pelle	12	Regis	11/23/99
5) Stephane Pelle	12	E. Washington	12/18/99
6) Chris Copeland	11	Missouri	01/26/05
7) Lamar Harris	11	vs KSU (Dallas)	03/13/03
8) Jamahl Mosley	11	at Kansas State	03/05/98
9) Glean Eddy	10	at Missouri	02/22/05
10) Chris Copeland	10	at Kansas State	02/05/05

TOP 10 ASSISTS OFF THE BENCH (since 1996-97)

1) James Wright	Georgia	12/03/02	10
2) Marcus Hall	Okla. State	01/30/05	8
3) Marcus Hall	Oregon State	12/01/03	8
4) James Wright	Colo. State	03/05/03	8
5) James Wright	Colo. State	01/07/03	8
6) James Wright	at Kansas St.	02/20/02	7
7) Howard Frier	Missouri	01/17/98	7
8) Howard Frier	at UMKC	12/28/96	7
9) Antoine McGee	Mercer	12/22/05	6
Marcus Hall	Missouri	01/26/05	6

TOP 10 STEALS OFF THE BENCH (since 1996-97)

1) Marcus Hall	at Colo. St.	11/21/05	4
2) Blair Wilson	Rice	11/22/01	4
3) Jose Winston	Texas Tech	03/04/00	4
4) Howard Frier	Denver	12/22/97	4
5) Howard Frier	Wyoming	11/19/97	4
6) Dominque Coleman	Mercer	12/2/05	3
Scott Senger	Mercer	12/22/05	3

Martane Freeman	UC Irvine	12/17/05	3
Antoine McGee	UNCW	11/18/05	3
Antoine McGee	at Utah	12/30/04	3
L. Arrington	at Oregon St.	12/04/04	3
Julius Ashby	Michigan	11/17/04	3
Glean Eddy	at Colo. State	12/10/03	3
Marcus Hall	California	12/06/03	3

TOP 10 BLOCKED SHOTS

OFF THE BENCH (since 1996-97)

1) Julius Ashby	Michigan	11/17/04	6
2) David Harrison	Iowa State	01/16/02	5
3) Glean Eddy	at Missouri	02/01/03	4
4) Charlie Melvin	Texas	03/01/97	4
5) Scott Senger	Mercer	12/22/03	3
Chris Copeland	at Tex. Tech	02/02/05	3
Lamar Harris	at Baylor	03/01/03	3
Stephane Pelle	Missouri	02/02/00	3
Charlton Carter	St. Mary's	11/19/99	3
Greg Jensen	Wafford	02/24/97	3
Lamont Arrington	Cal Poly	12/03/05	2
Marcus Hall	Okla. State	01/30/05	2

CAREER 3-POINT FG % OF PLAYERS OVER 6'5" (at least five attempts) (1999-present)

1) Richard Roby	6'6	.404	(90-for-223)
2) D.J. Harrison	6'7	.381	(82-for-215)
3) Blair Wilson	6'6	.378	(257-for-679)
4) Michel Morandais	6'5	.372	(120-for-322)
5) Chris Copeland	6'8	.369	(80-for-217)
6) Andy Osborn	6'9	.337	(67-for-199)
7) Glean Eddy	6'6	.266	(33-for-124)
8) Kyle Williams	6'6	.254	(26-for-102)
9) Stephane Pelle	6'8	.250	(2-for-8)
10) Aki Thomas	6'8	.232	(10-for-43)

son due to NCAA infractions. Texas A&M has the easiest, followed by Nebraska and so on ...

Big 12 Conference non-conference schedule

1) Texas A&M	0.417
2) Nebraska	0.433
3) Kansas State	0.456
4) Texas Tech	0.504
5) Texas	0.514
6) Colorado	0.523
7) Iowa State	0.534
8) Oklahoma	0.566
9) Kansas	0.574
10) Oklahoma State	0.581
11) Missouri	0.599

WHO'S ON THE SCHEDULE: The 2005-06 basketball schedule features nine schools that made the NCAA Tournament a year ago, while two earned NIT berths.

Oklahoma State	23-7	NCAA Sweet 16
Texas Tech	22-11	NCAA Sweet 16
Utah	29-6	NCAA Sweet 16
Iowa State	19-12	NCAA 2nd Rd.
Oklahoma	25-8	NCAA 2nd Rd.
Kansas	23-7	NCAA 1st Rd.
Penn	20-9	NCAA 1st Rd.
Saint Mary's	25-9	NCAA 1st Rd.
Texas	20-11	NCAA 1st Rd.
Missouri	16-17	NIT 1st Rd.
TCU	21-14	NIT Qtrs.

2006-07 National Letters of Intent: Back in November, Coach Patton announced the 2009-10 incoming class who signed National Letters of Intent. Six student-athletes will be playing their first seasons in Boulder, while another is sitting out the 2005-06 after transferring. He will be eligible next year.

Kalvin Bay, 6-2, 170-pound, point-guard (Tempe, Arizona/Marcos de Niza HS)

Sean Kowal, 6-10, 240-pound, center (St. Louis, Mo./De Smet Jesuit HS)

Xavier Silas, 6-4, 205-pound, guard (Wolfeboro, NH/Brewster Academy [Wolfeboro, N.H.], Stephen F. Austin HS (Austin, Texas))

Dwight Thorne, 6-3, 205-pound, point guard (Arlington, Texas/Martin HS)

Dale Vanwright, 6-6, 200 pound, small forward (Houston, Texas/Bellaire HS)

Jeremy Williams, 6-8, 210, small forward (Memphis, Tenn./Hamilton HS)

Jermyn Jackson-Wilson, 6-5, 210-pound, forward (Milwaukee, Wisconsin/Fork Union Military Academy/Rufus King HS) – transfer from Ohio State

FROM THE BOARDS

	Offensive			Defensive			Rebounds		
	CU	Oppt.	+/-	CU	Oppt.	+/-	CU	Oppt.	+/-
UNCW	13	12	+1	23	19	+4	36	31	+5
at Colorado State	15	11	+4	17	17	-	32	28	+4
vs. Saint Mary's	17	12	+5	30	30	-	47	42	+5
at Penn	12	7	+5	38	21	+17	50	28	+22
CAL POLY	22	10	+12	24	23	+1	46	33	+13
UTAH	18	9	+9	23	26	-3	41	35	+6
UC IRVINE	11	3	+8	24	23	+1	35	26	+9
at TCU	11	15	-4	32	21	+11	43	36	+7
MERCER	15	17	-2	32	17	+15	47	34	+13
TOTALS	134	96	+38	243	197	+46	377	293	+84
AVERAGES	14.9	10.7	+4.2	27.0	21.9	+5.1	41.9	32.6	+9.3

SCORING CAMPARISON

	Starters			Bench		
	CU	Oppt.	+/-	CU	Oppt.	+/-
UNC WILMINGTON	63	25	+38	10	29	-19
at Colorado State	49	75	-26	33	8	+25
vs. Saint Mary's	46	43	+3	27	11	+16
at Penn	62	46	+16	16	14	+2
CAL POLY	70	63	+7	23	12	+11
UTAH	54	33	+12	22	19	+3
UC IRVINE	62	66	-4	34	14	+20
at TCU	67	33	+34	10	26	-16
MERCER	50	35	+15	67	39	+28
TOTALS	523	419	+104	242	172	+70
AVERAGES	58.1	46.6	+11.5	26.9	19.1	+7.8

2005-06 SCORING BREAKDOWN

Game	Total	1st	2nd	Starters	Bench	Fr.	So.	Jr.	Sr.
UNC Wilmington	73	29	44	63	10	-	16	9	48
at Colorado State	82	43	39	49	33	-	14	17	51
Saint Mary's	73	40	33	46	27	4	33	12	24
at Penn	78	37	41	62	16	-	24	14	40
CAL POLY	93	45	48	70	23	4	22	16	51
UTAH	76	33	43	54	22	-	23	12	41
UC IRVINE	96	47	49	62	34	-	20	27	49
at TCU	77	36	41	67	10	-	17	19	41
MERCER	117	65	52	50	67	19	8	12	78
TOTALS	765	365	390	523	242	27	177	138	423
AVERAGES	85.0	40.6	43.3	(58.1)	(26.9)	3.0	19.7	15.3	47.0

LEAD-DEFICIT CAMPARISON

Oppt.	Largest Lead	Half	Deficit	Half	Result
UNCW	24 pts	2nd	3	1st	W, 73-54
at Colorado State	9 pts.	2nd	7	1st	L, 82-83
vs. Saint Mary's	18 pts.	2nd	5	1st	W, 73-54
at Penn	18 pts.	2nd	10	1st	W, 78-60
CAL POLY	22 pts.	2nd	4	1st	W, 93-75
UTAH	24 pts.	2nd	-7	1st	W, 76-52
UC IRVINE	16 pts.	2nd	-3	1st	W, 96-80
at TCU	25 pts	2nd	-	-	W, 77-59
MERCER	52 pts	2nd	-	-	W, 117-74

2005-06 STARTING LINEUPS

Games	G	G	G	F	F	W-L
UNC WILMINGTON	Coleman	Obazuaye	Roby	Copeland	Osborn	1-0
at Colorado State	Coleman	Obazuaye	Roby	Copeland	Osborn	1-1
vs. Saint Mary's	Hall	Obazuaye	Roby	Copeland	Osborn	2-1
at Penn	Hall	Obazuaye	Roby	Copeland	Osborn	3-1
CAL POLY	Hall	Obazuaye	Roby	Copeland	Osborn	4-1
UTAH	Hall	Obazuaye	Roby	Copeland	Osborn	5-1
UC IRVINE	Hall	Obazuaye	Roby	Copeland	Osborn	6-1
at TCU	Hall	Obazuaye	Roby	Copeland	Osborn	7-1
MERCER	Hall	Obazuaye	Roby	Copeland	Osborn	8-1

10 mini-games: In a way, college basketball games can be viewed as a series of 10 mini-games, broken up by media timeouts.

Here, we break down the Buffaloes and their opponents from one timeout to the next:

	20-16	16-12	12-8	8-4	4-0	HALFTIME	20-16	16-12	12-8	8-4	4-0	FINAL
UNCW	9-7	6-2	4-4	5-8	5-2	29-23	11-9	13-2	7-5	8-5	5-10	W, 73-54
at Colorado State	14-13	6-9	5-7	11-7	7-4	43-40	11-10	10-6	8-10	2-5	8-12	L, 82-83
vs. Saint Mary's	4-7	8-0	13-7	9-8	6-4	40-26	5-9	4-5	5-0	13-8	6-6	W, 73-54
at Penn	14-9	2-11	7-3	6-13	8-1	37-37	9-5	6-4	4-2	13-5	9-7	W, 78-60
CAL POLY	10-10	8-7	13-9	11-8	3-5	45-39	11-8	11-8	13-8	9-4	4-8	W, 93-75
UTAH	3-8	3-2	9-0	8-2	10-4	33-16	5-15	6-0	14-11	7-6	11-4	W, 76-52
UC IRVINE	14-13	11-8	8-4	9-8	3-3	47-36	9-10	8-10	11-8	11-10	10-6	W, 96-80
at TCU	9-2	2-5	8-7	9-6	8-7	36-27	11-6	4-1	13-5	6-14	7-6	W, 77-69
MERCER	22-6	7-5	10-5	16-8	10-5	65-29	18-6	12-11	9-10	8-8	5-10	W, 117-74
	99-75	53-49	77-46	84-68	60-35	375 - 283	90-78	74-47	84-59	77-65	65-69	765 (85.0)
						41.6 - 31.4						591 (65.7)

2005-06 GAME-BY-GAME INDIVIDUAL RESULTS

DATE	OPPONENT	W/L	SCORE	ATT	HIGH SCORER	HIGH REB.	ASSISTS	BLOCKS	3-PTERS MADE	STEALS
11/18	UNC Wilmington	W	73-54	3268	Copeland (20)	Osborn (8)	Roby (4)	Osborn (3)	Copeland, Roby (2)	three players w/3
11/21	at Colorado State	L	82-83	5868	Freeman (17)	King-Stockton (7)	Hall (7)	King-Stockton (2)	Osborn (3)	Hall (4)
11/26	vs. Saint Mary's	W	73-54	5035	Roby (29)	Roby, Williams (7)	Hall (8)	Roby, Williams(1)	Roby (4)	Roby (3)
11/29	at Penn	W	78-60	6249	Roby (22)	Obazuaye (9)	Roby (5)	King-Stockton, Roby (1)	Roby (4)	Copeland (3)
12/03	CAL POLY	W	93-75	1559	Roby, Osborn (17)	Osborn (10)	Hall (5)	Arrington, Osborn (2)	Osborn (4)	Coleman (3)
12/07	UTAH	W	76-52	2472	Roby (19)	Roby (10)	Copeland (4)	Copeland (2)	Roby (4)	Freeman (3)
12/17	UC IRVINE	W	96-80	1416	Roby (20)	Osborn (7)	Hall (5)	Roby (2)	Roby (3)	Freeman, Roby (3)
12/20	at TCU	W	77-59	3321	Hall, Roby (17)	Eddy, Obazuaye(7)	Osborn (3)	Osborn (3)	three players w/2	Coleman (2)
12/22	MERCER	W	117-74	2010	Obazuaye (19)	Copeland (7)	McGee (6)	Osborn, Senger (3)	Carder (3)	Coleman, Senger (3)

2005-06 GAME-BY-GAME TEAM STATISTICS

Game	Score	FG-FGA	Pct.	3-Pt.-FGA	Pct.	FT-FTA	Pct.	O-D	TOT	F/EJ	A	TO	BLK	S
COLORADO	73	26-54	.464	4-17	.235	17-24	.708	13-23	36	14/0	17	6	6	17
UNC Wilmington	54	22-54	.407	5-14	.357	5-8	.625	12-19	31	24/0	13	26	2	3
COLORADO	82	32-61	.525	7-18	.389	11-19	.579	15-17	32	25/1	21	16	3	11
at Colorado State	83	26-50	.520	13-25	.520	18-26	.692	11-17	28	17/0	20	20	6	7
COLORADO	73	30-73	.411	6-18	.333	7-13	.538	17-30	47	21/0	18	15	2	9
Saint Mary's	54	19-54	.352	4-17	.235	12-24	.500	12-30	42	17/0	4	22	4	6
COLORADO	78	27-57	.474	8-15	.533	16-20	.800	12-28	50	23/0	15	18	2	9
at Penn	60	22-61	.361	6-27	.222	10-21	.476	7-21	28	21/0	16	12	1	8
COLORADO	93	36-75	.480	8-27	.296	13-25	.520	22-24	46	11/0	19	5	6	10
Cal Poly	75	29-58	.500	12-26	.462	5-9	.556	10-23	33	19/0	13	15	4	2
COLORADO	76	29-70	.414	12-37	.324	6-11	.545	18-23	41	17/0	18	10	4	9
Utah	52	21-50	.420	2-14	.143	8-16	.500	9-26	35	15/0	7	17	1	5
COLORADO	96	33-64	.516	10-26	.385	20-24	.833	11-24	35	18/1	19	12	3	13
UC Irvine	80	30-53	.566	9-18	.500	11-17	.647	3-23	26	22/1	21	17	0	6
COLORADO	77	28-57	.491	7-21	.333	14-20	.700	11-32	43	26/0	17	23	6	6
at TCU	59	18-59	.305	6-24	.250	17-30	.567	15-21	36	20/0	12	20	2	3
COLORADO	117	47-75	.627	12-19	.632	11-19	.579	15-32	47	13/0	29	14	12	14
at Mercer	74	29-75	.387	9-20	.450	7-10	.700	17-17	34	18/0	13	18	3	8

All-time at Colorado

CAREER SCORING

Player	G	Pts.	Avg.	Seas.
1. Donnie Boyce	106	1995	18.8	1991-95
10. Ken Charlton	76	1352	17.8	1961-63
15. Scott Wedman	75	1251	15.0	1972-74
20. Larry Vaculik	106	1084	10.2	1975-78
25. Stephane Pelle	91	983	10.8	1999-03
30. Jo Jo Hunter	54	922	17.1	1980-81
40. David Harrison	59	820	13.9	2001-04
50. D.J. Harrison	56	733	13.1	2000-02
51. Martice Moore	58	723	12.5	1995-97
52. Will Smith	123	721	5.9	1996-00
Bob Bauers	75	721	9.6	1965-67
54. Kendall Hills	68	705	10.4	1947-50
55. Ted Allen	82	701	8.5	1992-95
56. Mike Coleman	74	700	9.5	1968-69
57. Greg Mueller	66	689	10.4	1973-76
58. Lynn Baker	75	685	9.1	1963-67
59. Art Bunte	45	678	15.1	1952-53
60. Rodell Guest	119	677	5.7	1988-91
61. Lee Haven	75	676	9.0	1972-74
62. Frank Gompert	69	675	9.8	1951-53
63. Brian Robinson	93	675	7.3	1986-89
64. Mark Dean	58	660	11.4	1986-89
65. Dan Becker	84	658	7.8	1987-89
66. Reggie Morton	58	653	11.3	1989-90
67. Wayne Tucker	63	650	10.3	1949-51
68. Richard Roby	39	636	16.3	2004-pres.

CAREER REBOUNDING

Player	Seasons	G	Reb.	Avg.
1. Stephane Pelle	199-03	123	1054	8.6
30. Jacques Tuz	1978-82	104	436	4.2
41. Dave Logan	1973-75	58	367	6.3
42. Mike Rebich	1966-68	75	358	4.8
43. Ronnie DeGray	1996-98	58	356	6.1
44. Roger Voss	1960-61	41	353	8.6
45. Brian Robinson	1986-89	93	349	3.8
46. Glean Eddy	2002-pre	100	346	3.5

CAREER BLOCKS

Player	G	Blk.	Avg.	Season
1. David Harrison	88	225	2.6	2001-04
2. Ted Allen	83	161	1.9	1991-95
3. Poncho Hodges	55	131	2.4	1991-93
4. Cliff Meely	80	123	1.5	1968-71
5. Donnie Boyce	106	114	1.1	1991-95
6. Rodell Guest	119	98	0.8	1988-91
7. Shaun Vandiver	91	90	1.0	1988-91
8. Martice Moore	58	85	1.5	1995-97
9. Ronnie DeGray	58	79	1.4	1996-98
10. Stephane Pelle	94	75	1.3	1998-03
Fred Edmonds	91	75	0.8	1993-97
12. Randy Downs	112	74	0.7	1982-85
13. Charlie Melvins	85	71	0.8	1995-98
14. Jamahl Mosley	105	67	1.6	1997-01
Matt Bullard	56	67	1.2	1995-97
16. Chris Copeland	92	64	0.7	2002-pre

CAREER GAMES PLAYED

Player	Seasons	G
1. Stephane Pelle	1999-03	123
Will Smith	1996-00	123
3. Blair Wilson	2000-04	119
Rodell Guest	1987-91	119
Stevie Wise	1987-91	119
16. Donnie Boyce	1991-95	107
20. Jacques Tuz	1977-82	104
Emmett Lewis	1975-79	104
22. Jamahl Mosley	1997-01	103
Michael Lee	1984-88	103
24. Glean Eddy	2002-pre	100
Nick Mohr	1998-02	100
26. Antoine McGee	2002-pre.	99

CAREER ASSISTS

Player	G	Ast.	Avg.	Seasons
1. Jay Humphries	112	562	5.0	1980-84
2. Mike Reid	108	446	4.1	1982-86
3. Jose Winston	85	440	5.2	1998-01
10. Chauncey Billups	55	282	5.1	1995-97
15. Lynn Baker	75	219	2.2	1998-02
18. Marcus Hall	67	209	3.1	2003-pre
23. Antoine McGee	99	185	1.9	2002-pre

CAREER GAMES STARTED

Player	Seasons	G
1. Donnie Boyce	1991-95	105
19. Jaquay Walls	1998-00	60
20. Billy Law	1990-92	59
21. Jayson Obazuaye	2002-pre.	56

MOST CAREER GAMES PLAYED WITHOUT FOULING OUT

Player	Seasons	G
1. Blair Wilson	2000-04	119
2. Glean Eddy	2002-pre	100
Will Smith	1996-2000	100
4. Antoine McGee	2002-pre	99

MOST CAREER MINUTES PLAYED WITHOUT FOULING OUT

Player	Seasons	G
1. Blair Wilson	2000-04	3234
2. Will Smith	1996-2000	1742
3. Glean Eddy	2002-pre	1502
4. Antoine McGee	2002-pre	1417

CAREER MINUTES PLAYED

Player	Seasons	MP
1. Jay Humphries	1980-84	3864
5. Randy Downs	1982-86	3354
10. Mike Reid	1982-86	2699
15. Rodell Guest	1987-91	2411
20. Will Smith	1996-00	2178
25. Reggie Morton	1988-90	1951
30. Chauncey Billups	1995-97	1866
31. Brent Vaughn	1986-90	1820
32. Matt Bullard	1985-87	1807
33. Jaquay Walls	1998-00	1786
34. Kenny Price	1997-99	1774
35. Mack Tuck	1993-96	1759
36. Jayson Obazuaye	2002-pre	1,741

BIG 12 COMMUNICATIONS and MEDIA SERVICES

The Internet - www.big12sports.com

The Big 12 Conference maintains its web site at www.big12sports.com. Complete information on the league and the member schools is available.

In men's basketball, the following will be updated each day following games:

- Conference Standings
- Composite Schedules & Results
- Conference Statistics

Media can access Acrobat PDF files of the daily release, statistics and the conference media guide on the web site.

COACHES' TELECONFERENCE

- Teleconferences To Continue With Special One-Time Thursday Call on January 5, After Football Bowl Season

The Big 12 will conduct the first of its men's basketball coaches' teleconferences on Monday, December 12. Media are encouraged to dial-in for a great opportunity to speak to each of the head coaches in the Big 12. Specifics on the call are as follows:

Dates:

Thursday, January 5	
Monday, January 9	Monday, January 16
Monday, January 23	Monday, January 30
Monday, February 6	Monday, February 13
Monday, February 20	Monday, February 27
Monday, March 6	Monday, March 13**

** - For coaches advancing to postseason play

Phone Number: 913-981-4910

Schedule Of Coaches (All Times Mountain):

9:00 a.m.	Bill Self, Kansas
9:10 a.m.	Billy Gillispie, Texas A&M
9:20 a.m.	Eddie Sutton, Oklahoma State
9:30 a.m.	Scott Drew, Baylor
9:40 a.m.	Quin Snyder, Missouri
9:50 a.m.	Bob Knight, Texas Tech
10:00 a.m.	Ricardo Patton, Colorado
10:10 a.m.	Jim Wooldridge, Kansas State
10:20 a.m.	Kelvin Sampson, Oklahoma
10:30 a.m.	Barry Collier, Nebraska
10:40 a.m.	Rick Barnes, Texas
10:50 a.m.	Wayne Morgan, Iowa State

Media may also listen to the call LIVE via the Big 12 web site at www.big12sports.com. The audio will be archived on the site from week-to-week. A replay phone number is also available at: 402-222-9912. For questions, please contact Rob Carolla or any member of the Big 12 communications staff.

Big 12 Press Release: The Big 12 communications staff will update a release, including team notes, results and Big 12 Players of the Week the following morning after games are played during the season. Complete league statistics will be updated via the conference web site daily following games.

Phillips 66 Players of the Week: A Big 12 Player and Rookie of the Week will be chosen each Monday during the regular season. Nominations are submitted by the school sports information offices and the winners are selected by a panel of media voters who cover the league on a regular basis.

Individual Superlatives

POINTS.....

29 Roby, Richard vs St. Mary's (11/26/05)
22 Roby, Richard at Penn (11/29/05)
20 Roby, Richard vs. UC Irvine (11/17/05)
20 Copeland, Chris at Penn (11/29/05)
20 Copeland, Chris vs UNCW (11/18/05)
19 Obazuaye, Jayson vs Mercer (12/22/05)
19 Roby, Richard vs Utah (12/07/05)

FIELD GOALS MADE.....

10 Roby, Richard vs St. Mary's (11/26/05)
9 Obazuaye, Jayson vs Mercer (12/22/05)
7 Hall, Marcus at TCU (12/20/05)
7 Roby, Richard vs Utah (12/07/05)
7 Roby, Richard vs Cal Poly (12/03/05)
7 Copeland, Chris at Penn (11/29/05)
7 Copeland, Chris at Colorado St (11/21/05)

FIELD GOAL ATT.....

20 Roby, Richard vs Saint Mary's (11/26/05)
17 Roby, Richard vs Utah (12/07/05)

FG PCT (min 6 made).....

.900 (9-10) Obazuaye, Jayson vs Mercer (12/22/05)
.750 (6-8) Obazuaye, Jayson at TCU (12/20/05)
.750 (6-8) Obazuaye, Jayson vs Cal Poly (12/03/05)
.750 (6-8) Freeman, Martane at Colo State (11/21/05)
.700 (7-10) Hall, Marcus at TCU (12/20/05)

3 PT FG MADE.....

4 Roby, Richard vs Utah (12/07/05)
4 Osborn, Andy vs Cal Poly (12/03/05)
4 Roby, Richard at Penn (11/29/05)
4 Roby, Richard vs Saint Mary's (11/26/05)

3 PT FG ATTEMPTS.....

11 Roby, Richard vs Utah (12/07/05)
9 Copeland, Chris vs Utah (12/07/05)
9 Osborn, Andy vs Cal Poly (12/03/05)

3-PT FG PCT (min 4 made).....

1.000 (4-4) Roby, Richard at Penn (11/29/05)

FREE THROWS MADE.....

8 Roby, Richard at Penn (11/29/05)
8 Copeland, Chris vs UNCW (11/18/05)

FREE THROW ATT.....

9 Copeland, Chris vs Cal Poly (12/03/05)
9 Copeland, Chris vs UNCW (11/18/05)

FT PCT (min 5 made).....

1.000 (8-8) Roby, Richard at Penn (11/29/05)
1.000 (5-5) Roby, Richard vs St. Mary's (11/26/05)

REBOUNDS.....

10 Roby, Richard vs Utah (12/07/05)
10 Osborn, Andy vs Cal Poly (12/03/05)

ASSISTS.....

8 Hall, Marcus vs Saint Mary's (11/26/05)
7 Hall, Marcus at Colorado State (11/21/05)

STEALS.....

4 Hall, Marcus at Colorado State (11/21/05)

BLOCKED SHOTS.....

3 Osborn, Andy vs Mercer (12/22/05)
3 Senger, Scott vs Mercer (12/22/05)
3 Osborn, Andy at TCU (12/20/05)
3 Osborn, Andy vs UNC Wilmington (11/18/05)

TURNOVERS.....

5 Roby, Richard at TCU (12/20/05)
5 Obazuaye, Jayson vs UNCW (11/18/05)

FOULS.....

5 Obazuaye, Jayson vs. UC Irvine (12/17/05)
Obazuaye, Jayson at Colo. State (11/21/05)

2005-06 Game Leaders

Points Leader

Roby 5
Hall, Copeland, Freeman ... 1
Obazuaye, Osborn 1

Rebounds Leader (includes shared)

Osborn 3
Obazuaye 2
Roby 2
Copeland, Eddy 1
King-Stockton, Williams 1

Offensive Rebounding (includes shared)

King-Stockton 3
Osborn 3
Freeman 2
Senger 2
Coleman, Copeland 1
ObazuayeRoby, Williams ... 1

Defensive Rebounding (includes shared)

Roby 4
Obazuaye 3
Copeland 2
Eddy, Coleman 1
King-Stockton, Osborn 1

3-Pointers Made (includes shared)

Roby 5
Osborn 3
Copeland 2
Carder, Hall 1

Assists Leader

Hall 4
Roby 2
Copeland, McGee, Osborn .. 1

Blocks Leaders (includes shared)

Osborn 4
Roby 3
King-Stockton 2
Arrington, Copeland 1
Senger, Williams 1

Steals Leader (includes shared)

Roby 3
Coleman 3
Freeman 2
Copeland, McGee 1
Osborn, Senger 1

Minutes Played

Roby 4
Hall, Osborn 2
Copeland, Obazuaye 1

OPPONENT INDIVIDUAL GAME HIGHS

POINTS.....

34 Morris, Sean at Colorado State (11/21/05)

FIELD GOALS MADE.....

11 Schraeder, Ross vs. UC Irvine (11/17/05)
10 Morris, Sean at Colorado State (11/21/05)

FIELD GOAL ATT.....

18 Morris, Sean at Colorado State (11/21/05)

FG PCT (min 5 made).....

.916 (11-12) Schraeder, Ross UC Irvine (11/17/05)
.778 (7-9) Stockalper, Derek vs Cal Poly (12/03/05)

3 PT FG MADE.....

9 Morris, Sean at Colorado State (11/21/05)

3 PT FG ATTEMPTS.....

16 Morris, Sean at Colorado State (11/21/05)
9 Whiten, Dawin vs Cal Poly (12/03/05)
9 Osmundson, Eric at Penn (11/29/05)

3-PT FG PCT (min 3 made).....

1.00 (3-3) Schraeder, Ross UC Irvine (11/17/05)
.750 (3-4) Stockalper, Derek vs Cal Poly (12/03/05)
.500 (3-6) Campbell, Nic UC Irvine (11/17/05)

FREE THROWS MADE.....

6 Danley, Steve at Penn (11/29/05)
6 Smith, Jason at Colorado State (11/21/05)

FREE THROW ATT.....

10 Danley, Steve at Penn (11/29/05)

FT PCT (min 5 made).....

1.000 (5-5) Emerson, Will vs Mercer (12/22/05)
1.000 (5-5) Markson, Bryant vs Utah (12/07/05)

REBOUNDS.....

12 Stephenson, Gabe vs Cal Poly (12/03/05)
11 Collins, Brett vs Saint Mary's (11/26/05)

ASSISTS.....

7 Fitzgerald, Aaron UC Irvine (11/17/05)
7 Morris, Micheal at Colorado State (11/21/05)

STEALS.....

3 Fitzgerlad, Aaron UC Irvine (11/17/05)
3 Smith, Jason at Colorado State (11/21/05)

BLOCKED SHOTS.....

3 Leavitt, Coby vs Cal Poly (12/03/05)
3 Harrison, Michael at Colorado State (11/21/05)

TURNOVERS.....

6 Waters, Montavious vs. Mercer (12/22/05)
6 Fitzgerald, Aaron vs. UC Irvine (11/17/05)
6 Smith, Jason at Colorado State (11/21/05)
6 Wyrick, Beckham vs UNCW (11/18/05)

FOULS.....

5 Fells, Darren UC Irvine (11/17/05)

COLORADO - GAME HIGHS

POINTS	117	vs Mercer (12/20/05)
	96	vs. UC Irvine (12/17/05)
FG MADE	47	vs Mercer (12/20/05)
	36	vs Cal Poly (12/03/05)
FG ATTEMPTS	75	vs Mercer (12/20/05)
	75	Cal Poly (12/03/05)
	73	vs Saint Mary's (11/26/05)
FG %	.525 (32-61)	at Colorado State (11/21/05)
	.516 (33-64)	vs. UC Irvine (12/17/05)
3 PT FG MADE	12	vs Utah (12/07/05)
	10	vs. UC Irvine (12/17/05)
3 PT FG ATTEMPTS	37	vs Utah (12/07/05)
	27	vs Cal Poly (12/03/05)
3 PT FG %	.632 (47-75)	vs Mercer (12/20/05)
	.533 (8-15)	at Penn (11/29/05)
FT MADE	20	vs. UC Irvine (12/17/05)
	17	vs UNC Wilmington (11/18/05)
FT ATTEMPTS	25	vs Cal Poly (12/03/05)
	24	vs. UC Irvine (12/17/05)
	24	vs UNC Wilmington (11/18/05)
FT %	.833 (20-24)	vs. UC Irvine (12/17/05)
	.800 (16-20)	at Penn (11/29/05)
REBOUNDS	50	at Penn (11/29/05)
	47	vs Saint Mary's (11/26/05)
ASSISTS	29	vs Mercer (12/20/05)
	21	at Colorado State (11/21/05)
STEALS	17	vs UNC Wilmington (11/18/05)
	14	vs Mercer (12/20/05)
BLOCKED SHOTS	12	vs Mercer (12/20/05)
	6	four times
TURNOVERS	23	at TCU (12/20/05)
	18	at Penn (11/29/05)
FOULS	26	at TCU (12/20/05)
	25	at Colorado State (11/21/05)

COLORADO - GAME LOWS

POINTS	73	vs UNC Wilmington (11/18/05)
	73	vs Saint Mary's (11/26/05)
FG MADE	26	vs UNC Wilmington (11/18/05)
	27	at Penn (11/29/05)
FG ATTEMPTS	56	vs UNC Wilmington (11/18/05)
	57	at TCU (12/20/05), at Penn (11/29/05)
FG %	.411 (30-73)	vs Saint Mary's (11/26/05)
	.414 (29-70)	vs Utah (12/07/05)
3 PT FG MADE	4	vs UNC Wilmington (11/18/05)
	6	vs Saint Mary's (11/26/05)
3 PT FG ATTEMPTS	15	at Penn (11/29/05)
	17	vs UNC Wilmington (11/18/05)
3 PT FG %	.235 (4-17)	vs UNC Wilmington (11/18/05)
	.296 (8-27)	vs Cal Poly (12/03/05)
FT MADE	6	vs Utah (12/07/05)
	7	vs Saint Mary's (11/26/05)
FT ATTEMPTS	11	vs Utah (12/07/05)
	13	vs Saint Mary's (11/26/05)
FT PERCENTAGE	.520 (13-25)	vs Cal Poly (12/03/05)
	.538 (7-13)	vs Saint Mary's (11/26/05)
REBOUNDS	32	at Colorado State (11/21/05)
	35	vs. UC Irvine (12/17/05)
ASSISTS	12	vs UNC Wilmington (11/18/05)
	15	at Penn (11/29/05)
STEALS	6	at TCU (12/20/05)
	9	vs Saint Mary's (11/26/05)
	9	at Penn (11/29/05), vs Utah (12/07/05)
BLOCKED SHOTS	2	vs Saint Mary's (11/26/05)
	2	at Penn (11/29/05)
TURNOVERS	5	vs Cal Poly (12/03/05)
	10	vs Utah (12/07/05)
FOULS	11	vs Cal Poly (12/03/05)
	13	vs Mercer (12/20/05)

OPPONENT - GAME HIGHS

POINTS	83	at Colorado State (11/21/05)
	80	vs. UC Irvine (12/17/05)
FG MADE	30	vs. UC Irvine (12/17/05)
	29	vs Cal Poly (12/03/05)
FG ATTEMPTS	75	vs Mercer (12/20/05)
	61	at Penn (11/29/05)
FG %	.566 (30-53)	vs. UC Irvine (12/17/05)
	.520 (26-50)	at Colorado State (11/21/05)
3-PT FG MADE	13	at Colorado State (11/21/05)
	12	vs Cal Poly (12/03/05)
3 PT FG ATTEMPT	27	at Penn (11/29/05)
	26	vs Cal Poly (12/03/05)
3 PT FG %	.520 (13-25)	at Colorado State (11/21/05)
	.500 (9-18)	vs. UC Irvine (12/17/05)
FT MADE	18	at Colorado State (11/21/05)
	17	at TCU (12/20/05)
FT ATTEMPTS	30	at TCU (12/20/05)
	26	at Colorado State (11/21/05)
FT %	.700 (7-10)	vs Mercer (12/20/05)
	.692 (18-26)	at Colorado State (11/21/05)
REBOUNDS	42	vs Saint Mary's (11/26/05)
	36	at TCU (12/20/05)
ASSISTS	21	vs. UC Irvine (12/17/05)
	20	at Colorado State (11/21/05)
STEALS	8	vs Mercer (12/20/05), at Penn (11/29/05)
	7	at Colorado State (11/21/05)
BLOCKED SHOTS	6	at Colorado State (11/21/05)
	4	vs Cal Poly (12/03/05)
	4	vs Saint Mary's (11/26/05)
TURNOVERS	26	vs UNC Wilmington (11/18/05)
	22	vs Saint Mary's (11/26/05)
FOULS	24	vs UNC Wilmington (11/18/05)
	22	vs. UC Irvine (12/17/05)

OPPONENT - GAME LOWS

POINTS	52	vs Utah (12/07/05)
	54	vs UNC Wilmington (11/18/05)
	54	vs Saint Mary's (11/26/05)
FG MADE	18	at TCU (12/20/05)
	19	vs Saint Mary's (11/26/05)
FG ATTEMPTS	50	at Colorado State (11/21/05)
	50	vs Utah (12/07/05)
FG %	.305 (18-59)	at TCU (12/20/05)
	.352 (19-54)	vs Saint Mary's (11/26/05)
3-PT FGS MADE	2	vs Utah (12/07/05)
	4	vs Saint Mary's (11/26/05)
3 PT FG ATTEMPTS	14	vs UNC Wilmington (11/18/05)
	14	vs Utah (12/07/05)
3 PT FG %	.143 (2-14)	vs Utah (12/07/05)
	.222 (6-27)	at Penn (11/29/05)
FT MADE	5	vs UNC Wilmington (11/18/05)
	5	vs Cal Poly (12/03/05)
FT ATTEMPTS	8	vs UNC Wilmington (11/18/05)
	9	vs Cal Poly (12/03/05)
FT %	.476 (10-21)	at Penn (11/29/05)
	.500 (8-16)	vs Utah (12/07/05)
	.500 (12-24)	vs Saint Mary's (11/26/05)
REBOUNDS	26	vs. UC Irvine (12/17/05)
	28	at Colo. St. (11/21/05), at Penn (11/29/05)
ASSISTS	4	vs Saint Mary's (11/26/05)
	7	vs Utah (12/07/05)
STEALS	2	vs Cal Poly (12/03/05)
	3	at TCU (12/20/05)
	3	vs UNC Wilmington (11/18/05)
BLOCKED SHOTS	0	vs. UC Irvine (12/17/05)
	1	at Penn (11/29/05), vs Utah (12/07/05)
TURNOVERS	12	at Penn (11/29/05)
	15	vs Cal Poly (12/03/05)
FOULS	15	vs Utah (12/07/05)
	17	at Colorado State (11/21/05)
	17	vs Saint Mary's (11/26/05)



Head Coach
Ricardo Patton
10th year

PATTON YEAR-BY-YEAR

Season	W-L	Pct.	Post-season	Conference		
				W-L	Pct.	Finish
2005-06	8-1	.889	-	-	-	-
2004-05	14-15	.483	None	4-12	.250	11th
2003-04	18-11	.621	NIT 1st Round	10-6	.625	4th
2002-03	20-12	.625	NCAA 1st Round	9-7	.563	t-5th
2001-02	15-14	.517	None	5-11	.313	9th
2000-01	15-15	.500	None	5-11	.313	9th
1999-00	18-14	.562	NIT 1st Round	7-9	.438	7th
1998-99	18-15	.545	NIT 2nd Round	7-9	.438	t-7th
1997-98	13-14	.481	None	7-9	.438	t-7th
1996-97	22-10	.688	NCAA 2nd Round	11-5	.688	2nd
1995-96	4-9	.307	None	3-8	.273	8th
Totals	165-131	.557	2 NCAA/3 NIT	68-87	.439	

Patton Year-by-Year

HOME	Overall	Conf.	Non-Conf.
2005-06	5-0	-	5-0
2004-05	9-6	2-6	7-0
2003-04	12-3	7-1	5-2
2002-03	14-1	8-0	6-1
2001-02	12-4	4-4	8-0
2000-01	8-7	2-6	6-1
1999-2000	13-3	6-2	7-1
1998-99	13-3	5-3	8-0
1997-98	11-5	5-3	6-2
1996-97	13-1	7-1	6-0
*1995-96	3-4	2-4	1-0
TOTAL	113-37	48-30	65-7

AWAY	Overall	Big 12	Non-Conf.
2005-06	2-1	-	2-1
2004-05	4-9	2-6	2-3
2003-04	6-7	3-5	3-2
2002-03	3-9	1-7	2-2
2001-02	2-9	1-7	1-2
2000-01	6-6	3-5	3-1
1999-2000	2-10	1-7	1-3
1998-99	2-9	2-6	0-3
1997-98	2-7	2-6	0-1
1996-97	6-6	4-4	2-2
*1995-96	1-4	1-4	-
TOTAL	36-77	20-57	16-20

NEUTRAL

Overall	
2005-06	1-0
2004-05	1-1
2003-04	0-1
2002-03	3-2
2001-02	1-1
2000-01	3-3
1999-2000	0-2
1998-99	3-3
1997-98	3-1
1996-97	1-2
*1995-96	0-1
TOTAL	16-17 (.485)

*replaced Joe Harrington Jan. 16

Career Win Oppt. Coach Date

- 1st vs. Missouri (Norm Stewart), 106-94
Jan. 29, 1996
- 25th vs. Texas (Tom Penders), 83-60, Mar. 1, 1997
- 50th vs. Iowa State (Larry Eustachy), 64-44
Jan. 27, 1999
- 75th vs. Texas Tech (James Dickey), 88-67
Mar. 4, 2000
- 100th vs. Iowa State (Larry Eustachy), 63-61
Jan. 16, 2002
- 125th vs. Kansas State (Jim Woolridge), 77-76
Mar. 13, 2003
- 150th vs. Gardner-Webb (Rick Scruggs), 97-88
Dec. 28, 2004

The Ricardo Patton File

Full Name:

Ricardo Maurice Patton

Family: Wife Jennifer,

sons Ricardo, Jr. (16) and Michael (15)

Birthdate: Oct. 23, 1958

Hometown: Nashville, Tenn.

High School: Hume Fogg H.S. (Nashville)

College: Belmont '80

Graduate School: Trevecca Nazarene '89

Coaching Career:

1996-Present

Head Coach,

University of Colorado

1993-96

Assistant Coach, University of Colorado

1991-93

Assistant Coach, Tennessee State

1990-91

Assistant Coach, Arkansas-Little Rock

1988-90

Assistant Coach,

Middle Tennessee State

1986-87

Head Coach,

Hillwood High School

1985-86

Head Coach,

Two Rivers Middle School

PATTON NINE-YEAR RESUME AT CU

Team:

- Two NCAA Tournament Appearances (2002-03, 1996-97)

- Three NIT Appearances (2003-04, 1999-2000, 1998-99)

- Two 20-win seasons (20-12, 2002-03; 22-10, 1996-97)

- Two of three schools' 20-win seasons under Patton

- Owns five of CU's 10 18+ winning seasons

- Only coach to defeat Final Four participants (Kansas and Texas) in 2002-03

- First-ever undefeated 8-0 Big 12 Conference season in 2002-03

- One of 22 schools nationally unbeaten at home in conference play in 2002-03

- 14 home wins in 2002-03 are the most in history

- three players named Phillips 66/Big 12 Players of the Week, most of a any season in 2002-03

- Victory over No. 3 Texas (Feb. 4, 2004) highest win over a ranked team in 12 years

- First time defeated four ranked teams (Kansas, Texas, Missouri, Oklahoma State) in the same year (in both polls) in 2002-03

- Highest home attendance average in 20 years (8,995) was set in 2002-03

Honors:

- Summer 2000 - Led Big 12 All-Stars to 5-1 record against teams in Austria

- *Basketball Times* West Region Coach of the Year, 1996-97

- District 8 Coach of the Year, 1996-97

Former Players in the Pros:

- Chauncey Billups, currently with Detroit

- David Harrison, currently with Indiana

- Jaquay Walls, selected by Indiana, 2000

Inside the Numbers:

- Home record of 113-37 record (.753)

- 165 career wins is second all-time in CU history

CU DURING THE PATTON NINE YEARS

Year	PPG	FG %	3-Pt. %	FT%	W's
2005-06	85.0	.490	.374	.657	8
2004-05	71.6	.435	.353	.629	14
2003-04	74.2	.464	.372	.621	18
2002-03	75.2	.443	.326	.669	20
2001-02	79.7	.453	.357	.677	15
2000-01	80.6	.460	.359	.715	15
1999-00	75.2	.426	.339	.686	18
1998-99	73.1	.414	.344	.702	18
1997-98	71.4	.404	.346	.688	13
1996-97	73.1	.420	.362	.681	22



#1 Glean Eddy

6-6 • 215 • Senior • Forward
Nashville, Tenn./National Christian Academy [Md.]
 Majoring in ethnic studies

2005-06 NOTES: Averaging about eight minutes a game (7.8) with 2.7 points and 1.9 rebounds ... Best game this season was crashing the boards with a team-best seven rebounds at TCU (Dec. 20) ... Season-high 18 minutes off the bench four points, two assists, one steal against the Horned Frogs ... Has participated in every game during his career (100) and has tied current CU Director of Basketball Operations Will Smith (2,178 minutes) for consecutive games played without fouling out. ... 1,502 consecutive minutes without fouling out in a game, tied for second in school history ... Has over 300 career rebounds (346) and ranks 46th in team history ... One of two players returning (Copeland) with over 300 career rebounds.

2005-06 PRESEASON NOTES: One of 10 seniors on this year's team ... One of four seniors who has played the previous three seasons in a Buffs uniform ... Has finished with four fouls, three times ... Has recorded 11 games in double-digits and three games with 10 or more rebounds in a game ... Eleven career starts averaging 7.5 points and 6.3 rebounds ... A consistent free throw shooter over his career (.716).

Coach Patton says, "We're looking for a lot of leadership from Glean. He has shown the ability to be a solid rebounder; and we're looking for him to become more of a consistent rebounder and making open shots."

2004-05: Tied for 15th in the Big 12 Conference only games in offensive rounding (2.19) ... Season-best and career-high 13 points and 33 minutes played at Missouri (Feb. 22) ... Also grabbed 10 rebounds against the Tigers ... In addition to his double-double at Mizzou recorded his first career double with 12-point, 11-rebound effort in overtime win at Iowa State (Jan. 22) ... The win over the Cyclones helped CU win in Ames for the first time since Feb. 19, 1991 ... Scored a team-high 12 points and tied a career-best five field goals at Iowa State ... Earned CU Athlete of the Week honors (Jan. 16-22) for averaging 12 points, 10 rebounds in road games at Baylor (Jan. 19) and at Iowa State ... For the season, averaged 18.2 minutes with 5.3 points and 4.3 rebounds ... Finished second on the team at the charity stripe shooting 62-of-83 (.747) ... One of five players with over 120 rebounds for the season finishing fourth with 130; second in offensive (50) and third in defensive (80).

Eddy's Season/Career Highs

Points				
Season	6	Utah		12/7/05
Career	14	at Colorado State		12/10/03
Big 12	13	at Missouri		2/22/05
Field Goals				
Season	2	twice		
Career	5	four times		
Big 12	5	three times		
Field Goal Attempts				
Season	4	Cal Poly		12/3/05
Career	12	at Missouri		2/22/05
Big 12	12	at Missouri		2/22/05
Three-Point Field Goals				
Season	1	twice		
Career	2	three times		
Big 12	2	twice		
Three-Point Attempts				
Season	2	three times		
Career	4	three times		
Big 12	4	twice		
Free Throws				
Season	4	at TCU		12/20/05
Career	10	at Colorado State		12/10/03
Big 12	6	twice		
Free Throw Attempts				
Season	4	at TCU		12/20/05
Career	11	at Colorado State		12/10/03
Big 12	10	Oklahoma		2/25/04
Offensive Rebounds				
Season	2	twice		
Career	6	twice		
Big 12	6	twice		
Defensive Rebounds				
Season	5	at TCU		12/20/05
Career	6	six times		
Big 12	6	four times		
Rebounds				
Season	7	at TCU		12/20/05
Career	12	Kansas		1/15/05
Big 12	12	Kansas		1/15/05
Assists				
Season	2	twice		12/7/05
Career	5	Oklahoma		2/25/04
Big 12	5	Oklahoma		2/25/04
Blocked Shots				
Season	-			
Career	4	at Missouri		2/1/03
Big 12	4	at Missouri		2/1/03
Steals				
Season	1	four times		
Career	3	at Colorado State		12/10/03
Big 12	2	three times		
Minutes Played				
Season	18	at TCU		12/20/05
Career	33	at Missouri		2/22/05
Big 12	33	at Missouri		2/22/05

Game-by-Game Stats

Game	GS	Min	FGs	3FGs	FTs	O-D-Reb	Pf	A	To	BL	ST	Pts
UNC WILMINGTON	-	8	1-1	0-0	1-2	2-0-2	0	0	0	0	0	3
at Colorado State	-	1	0-0	0-0	0-0	0-0-0	0	0	0	0	0	0
vs. Saint Mary's	-	5	1-3	1-2	0-0	1-1-2	0	0	0	0	0	3
at Penn	-	5	0-1	0-1	0-1	1-1-2	1	0	0	0	0	0
CAL POLY	-	7	1-4	0-1	1-2	0-0-0	0	0	0	0	1	3
UTAH	-	8	2-2	1-1	1-1	0-1-1	0	2	0	0	0	6
UC IRVINE	-	6	0-1	0-0	0-0	1-0-1	1	0	1	0	1	0
at TCU	-	18	0-2	0-2	4-4	2-5-7	2	2	3	0	1	4
MERCER	-	12	2-3	1-2	0-0	1-1-2	1	1	1	0	1	5

Career Statistics

Year	GP	GS	Min	Avg	FG	FGA	Pct	3FC	3FGA	3Pct	FT	FTA	%	O	D	T	Avg	PF	FO	A	T	BS	ST	TP	Avg
2004-05	30	9	547	18.2	46	119	.387	4	27	.148	62	83	.747	50	80	130	4.2	49	0	31	42	5	14	158	5.3
2003-04	29	1	455	15.7	44	101	.436	13	38	.342	45	68	.662	40	63	103	3.6	37	0	28	31	6	11	146	5.0
2002-03	32	1	430	13.4	33	92	.359	10	44	.227	37	50	.740	34	62	96	3.0	40	0	13	39	10	13	113	3.5
TOTALS	91	11	1432	15.7	123	312	.394	27	109	.248	144	201	.716	124	205	329	3.6	126	0	72	112	21	38	417	4.6

Big 12 Statistics

Year	GP	GS	Min	Avg	FG	FGA	Pct	3FC	3FGA	3Pct	FT	FTA	%	O	D	T	Avg	PF	FO	A	T	BS	ST	TP	Avg
2004-05	16	6	333	20.8	32	75	.427	4	18	.222	33	47	.702	35	49	84	5.3	32	0	20	27	1	7	101	6.3
2003-04	16	0	215	13.4	20	45	.444	9	23	.348	21	32	.656	15	29	44	2.8	16	0	17	14	3	4	69	4.3
2002-03	16	1	266	16.6	19	57	.333	5	29	.172	22	28	.786	21	39	60	3.8	27	0	7	21	8	10	65	4.1
TOTALS	48	7	814	17.0	71	177	.401	18	70	.257	76	107	.710	71	117	188	3.9	75	0	44	62	12	21	235	4.9

Big 12 Post-Season Statistics

Year	GP	GS	Min	Avg	FG	FGA	Pct	3FC	3FGA	3Pct	FT	FTA	%	O	D	T	Avg	PF	FO	A	T	BS	ST	TP	Avg
2004-05	2	0	17	8.5	0	1	.000	0	1	.000	4	4	1.000	3	1	4	2.0	0	0	1	0	0	1	4	2.0
2003-04	1	0	16	16.0	4	7	.571	2	2	1.00	0	0	.000	2	0	2	2.0	2	0	0	1	0	1	10	10.0
2002-03	2	0	30	15.0	2	4	.500	2	2	1.00	3	4	.750	0	3	3	1.5	2	0	0	1	0	0	9	4.5
TOTALS	5	0	63	12.6	6	12	.500	4	5	.800	7	8	.875	5	4	9	1.8	4	0	1	2	0	2	23	4.6



#2 Billy Boidock
6-0 • 160 • Senior • Guard
Dallas, Texas/Bishop Lynch HS

2005-06 NOTES: Played in three gamea this season (Mercer, at TCU, Utah) ... Fired up a made 3-pointer in closing seconds against the Utes Dec. 7) ... Scores two points with two rebounds against Mercer (Dec. 22) ... One of 10 seniors on this year’s team ... Has lettered three seasons as a walk-on ... Played in seven games over his three seasons ... Is a mechanical engineering major with an influence in alternative energy and energy management ... Took 19 credit hours during the fall semester.

Coach Patton says, “One of my all-time favorite guys; just a joy to be around every day.”

2004-05: Played in two games, South Dakota State (Feb. 14) and at Missouri (Feb. 22) ... Scored a career-best four points against South Dakota State on two-for-two shooting from the field ... Also collected two steals.

2003-04: Played in two home wins over Savannah State (Jan. 8) and Northern Colorado (Jan. 10) ... Saw a total of seven minutes over two games.

Season/Career Highs			
Points			
Career	4	South Dakota State	2/14/05
Rebounds			
Career	1	North Texas	12/23/02
Defensive Rebounds			
Career	1	twice	
Field Goals			
Career	2	South Dakota State	2/14/05
Field Goal Attempts			
Career	2	South Dakota State	2/14/05
Three-Point Attempts			
Career	1	Utah	12/7/05
	1	Iowa State	2/8/03
Steals			
Career	2	twice	
Turnovers			
Career	1	Savannah State	1/8/04
Minutes Played			
Career	5	South Dakota State	2/14/05
Big 12	1	Iowa State	2/8/03



#3 Kyle Carder
6-4 • 180 • Freshman • Forward
Joplin, Mo.
Joplin HS

2005-06: Has played in two gamea this season (Mercer, Cal Poly) ... Scored a career-high 13 points with three 3-pointers (5-of-6 FGs) in 16 minutes against Mercer (Dec. 22) ... Recorded his first collegiate points with 3-pointer against Cal Poly (Dec. 3) ... Also grabbed a rebound in four minutes played.

Coach Patton says, “Kyle played on a great high school team and is a great addition to our Class of 2005.”

ACADEMICS: Is an open option major in Colorado’s College of Arts and Sciences ... Interested in business.

HIGH SCHOOL : Lettered twice in basketball and once in baseball ... Member of 2003 baseball team that finished second in the state.

PERSONAL: Born Odes Kyle Carder on June 9, 1986 in Joplin, Missouri ... Son of Michael and Cyndy Carder ... Older sister, Brett is a junior at the University of Missouri ... Enjoys playing golf in his spare time.



#35 Chase Perkowski
6-2 • 185 • Freshman • Guard
San Juan Capistrano, Calif.
Santa Margarita Catholic HS

2005-06: Played three minutes against Mercer (Dec. 22) with four points, one rebound.

Coach Patton says, “Chase played on a terrific high school team; he’s a non-scholarship player that has the potential to earn a scholarship in the future.”

ACADEMICS: Intended college major is business.

HIGH SCHOOL: Lettered four years ... Member of a pair of California Interscholastic Federation (CIF) titles ... Junior year also won league title ... Senior season was the starting point guard averaging nine points, seven rebounds, five assists that went 27-5 ... Earned first-team Sera League honors; second team All-C.I.F. ... Junior season averaged seven points a game on a team that went 29-4 ... Also earned scholar athlete award accolades during his senior season.

PERSONAL: Born Chase Andrew Perkowski on October 15, 1986 ... Son of Erik and Karen Perkowski ... Is the youngest of four children, has two older brothers, Luke (masters degree at CU) and Alex; sister, Brittney, plays soccer at the United States Air Force Academy; mother played tennis at U.S.C. ... Lists beating high school rival, Mater Dei, ranked No.23 nationally by scoring 13 points, 10 rebounds, five assists ... Future aspirations include going to law school ... Enjoys surfing and water skiing ... Did not play basketball his sophomore high school year due to knee surgery (out 11 months).



#4 Andy Osborn

6-9 • 225 • Senior • Forward

Longmont, Colo./Longmont HS

Majoring in sociology with a minor in business

2005-06 NOTES: Averaging 8.9 points and 4.6 rebounds ... Second overall in 3-pointers made (15) ... Has led CU on the boards three times and once in scoring ... Collected his second career double-double at CU with 17 pts., 10 rebounds against Cal Poly (four at Loyola Marymount).

2005-06 PRESEASON NOTES: One of 10 seniors and one of four players that saw significant time as a junior-transfer last season ... Averaged 8.2 points and 4.4 rebounds in 26 games played with 14 starts ... Started the last 12 games of the season averaging 11.1 points and 5.2 rebounds ... Made 29 3-pointers during that span; 45 treys ranked third overall in 2004-05 ... Three-point threat from anywhere on the floor, also crashes the boards and finishes around the basket.

Coach Patton says, "His success will depend on his ability to stay healthy."

2004-05: Named to the Big 12 All-Newcomer team, a CU first since the 2001-02 season ... - Finished the Big 12 (all games) in 3-point field goals made (1.73) and eighth in conference games only in treys made (2.00)

- Finished the season with 26 games with 14 starts, including the last 12 games of the season - His five treys against the Cowboys was a team-high and helped CU establish 17 for the game, a school record

- First career double-double at CU was 14 points, 10 rebounds in home win over Texas (Feb. 8)

- Netted 11 games over 10 or points, nine times against the Big 12 Conference ... Finished the last 10 games of the season scoring double-digits in eight of those ... Was third in 3-pointers made (45) and fourth in 3-pointer attempts (110) ... Was fifth in team rebounding (121) and one of five players who scored over 200 points

- Scored CU's last four points, including game-winning 3-pointer with 13 seconds remaining to beat Iowa State (Jan. 22) in overtime. It was the first CU victory in Ames since 1991

- Came off the bench to score 19 points with a season-best seven field goals, including five 3-pointers against Oklahoma State (Jan. 30)

- Career-best eight rebounds (all defensive) at Iowa State ... Six games with over 14 points (Kansas State, Texas A&M, South Dakota State, Texas, Oklahoma State, Gardner-Webb)

- Missed four games with a ligament tear in his left foot.

Game-by-Game Stats

Game	GS	Min	FGs	3FGs	FTs	O-D-Reb	Pf	A	To	BL	ST	Pts
UNC WILMINGTON	*	34	4-10	0-4	2-2	3-5-8	3	1	0	3	3	10
at Colorado State	*	25	4-7	3-6	0-0	0-0-0	4	1	2	0	0	11
vs. Saint Mary's	*	23	1-7	0-4	1-3	1-2-3	1	1	1	0	1	3
at Penn	*	21	3-7	2-4	0-0	0-4-4	3	0	3	0	0	8
CAL POLY	*	32	6-11	4-9	1-2	5-5-10	0	1	1	2	0	17
UTAH	*	24	3-7	1-5	0-0	2-2-4	3	1	2	1	1	7
UC IRVINE	*	29	3-9	1-5	3-4	3-4-7	0	2	0	0	0	10
at TCU	*	16	2-4	2-4	0-0	1-1-2	2	3	0	3	0	6
MERCER	*	10	3-3	2-2	0-0	0-3-3	2	0	0	3	1	8

CU Career Statistics

Year	GP	GS	Min	Avg	FG	FGA	Pct	3FG	3FGA	3Pct	FT	FTA	%	O	D	T	Avg	PF	FO	A	T	BS	ST	TP	Avg
2004-05	26	14	530	20.4	76	176	.432	45	110	.409	16	23	.696	34	87	121	4.7	67	3	34	30	15	7	213	8.2

Big 12 Conference Statistics

Year	GP	GS	Min	Avg	FG	FGA	Pct	3FG	3FGA	3Pct	FT	FTA	%	O	D	T	Avg	PF	FO	A	T	BS	ST	TP	Avg
2004-05	15	9	355	23.7	51	117	.436	30	71	.423	10	14	.714	25	48	73	4.9	46	3	17	18	9	3	142	9.5

Big 12 Post-Season Statistics

Year	GP	GS	Min	Avg	FG	FGA	Pct	3FG	3FGA	3Pct	FT	FTA	%	O	D	T	Avg	PF	FO	A	T	BS	ST	TP	Avg
2004-05	2	2	52	26.0	7	16	.438	4	11	.364	5	6	.833	3	10	13	6.5	5	0	1	2	0	0	23	11.5

Osborn - Loyola Marymount

Year	GP	GS	Min	Avg	FG	FGA	Pct	3FG	3FGA	3Pct	FT	FTA	%	O	D	T	Avg	PF	FO	A	T	BS	ST	TP	Avg
2002-03	31	18	672	21.7	110	253	.435	39	108	.361	49	70	.700	38	80	118	3.8	87	3	35	37	13	14	308	9.9
2001-02	29	26	677	23.3	112	248	.452	28	91	.308	41	54	.759	44	108	152	5.2	87	3	27	39	15	17	293	10.1
TOTAL	60	44	1349	22.5	222	501	.443	67	199	.337	90	124	.726	82	188	270	4.5	174	6	62	76	28	31	601	10.0

Osborn's Season/Career Highs

Points

Season	17	Cal Poly	12/3/05
Career	*23	at Cal State Northridge	12/19/02
Big 12	19	Oklahoma State	1/30/05

Field Goals

Season	6	Cal Poly	12/3/05
Career	*9	at Cal State Northridge	12/19/02
Big 12	7	Oklahoma State	1/30/05

Field Goal Attempts

Season	10	UNC Wilmington	11/18/05
Career	*15	UC Irvine	11/28/01
Big 12	14	Iowa State	3/5/05

Three-Point Field Goals

Season	4	Cal Poly	12/3/05
Career	*5	four times	
Big 12	5	twice	

Three-Point Attempts

Season	9	Cal Poly	12/3/05
Career	10	Iowa State	3/5/05
Big 12	10	Iowa State	3/5/05

Free Throws

Season	3	UC Irvine	12/17/05
Career	*7	twice, recent, at Portland	1/11/03
Big 12	4	Texas	3/10/05

Free Throw Attempts

Season	4	UC Irvine	12/17/05
Career	*12	at Portland	1/11/03
Big 12	4	Texas	2/8/05, 3/10/05

Offensive Rebounds

Season	5	Cal Poly	12/3/05
Career	6	Texas	2/8/05
Big 12	6	Texas	2/8/05

Defensive Rebounds

Season	5	twice	
Career	8	at Iowa State	1/22/05
Big 12	8	at Iowa State	1/22/05

Rebounds

Season	10	Cal Poly	12/3/05
Career	*12	Mississippi State	11/14/01
Big 12	10	Texas	2/8/05

Assists

Season	3	at TCU	12/20/05
Career	*4	5x, recent, Iowa State	3/5/05
Big 12	4	twice	

Blocked Shots

Season	3	three times	
Career	*3	six times	
Big 12	2	twice	

Steals

Season	3	UNC Wilmington	11/18/05
Career	3	UNC Wilmington	11/18/05
Big 12	1	three times	

Minutes Played

Season	34	UNC Wilmington	11/18/05
Career	*37	at Portland	1/11/03
Big 12	34	Iowa State	3/5/05

* played his freshman and sophomore years at Loyola Marymount



#5 Jayson Obazuaye
6-2 • 205 • Senior • Guard
San Jose, Calif./Andrew Hill HS
 Double majoring in ethnic studies and sociology

2005-06

Has started every game this season ... Averaging 9.6 points, 5.2 rebounds per game ... Third in team rebounding (47) ... Seen playing time in 95 career games with a team-best 56 starts over four years ... Has started 56 of the last 59 games ... Ranks 36th in minutes played (1,741) ... Three times has scored 13 points (season-best) against at TCU (Dec. 20), UC Irvine (Dec.

17) and Cal Poly (Dec. 3).

2005-06 PRESEASON NOTES: One of 10 seniors on this year's team ... One of four scholarship seniors who has played previous three seasons in a Buffs uniform ... Fourth overall in team scoring with 8.9 ppg. last season ... Was third overall with 53 assists and one of three players to play all 30 games in 2004-05 ... Runs the floor well with good range from the perimeter; also plays solid defensive.

Coach Patton says, "He's the warrior of the group; hard to keep him off the floor with the intensity that he brings."

2004-05

- Played in all 30 games with 29 starts
- Averaged 8.9 points, 3.0 rebounds, 1.8 assists
- Ranked third in assists (53)
- Career-best 18 points with seven field goals made against Oklahoma State (March 11) in Big 12 Tournament
- Regular season high 16 points at Missouri (Feb. 22) and 15 points against Kansas State (Feb. 26) that included a career-high seven field goals made
- Season-best five assists against Oklahoma State
- Averaged 8.1 points and 3.0 rebounds in 16 Big 12 games ... Scored 16 points twice at Richmond (Jan. 4) and UMKC (Dec. 21) ... Five times scored over 15 points ... Netted 10 or more points, 13 times ...

Game-by-Game Stats

Game	GS	Min	FGs	3FGs	FTs	O-D-Reb	Pf	A	To	BL	ST	Pts
UNC WILMINGTON	*	31	5-10	0-2	2-6	2-5-7	2	3	5	1	2	12
at Colorado State	*	24	3-9	0-1	1-2	2-3-5	5	3	2	0	2	7
vs. Saint Mary's	*	14	1-5	0-0	1-2	1-3-4	2	0	3	0	0	3
at Penn	*	31	2-9	0-1	0-0	2-7-9	2	2	2	0	0	4
CAL POLY	*	25	6-8	0-0	1-3	3-1-4	0	1	0	1	1	13
UTAH	*	14	1-6	0-0	0-2	2-1-3	0	0	0	0	0	2
UC IRVINE	*	23	6-9	1-2	0-0	1-3-4	5	4	1	0	2	13
at TCU	*	23	6-8	0-0	1-2	2-5-7	2	2	2	0	0	13
MERCER	*	18	9-11	0-1	1-4	0-4-4	0	3	0	1	0	19

Career Statistics

Year	GP	GS	Min	Avg.	FG	FGA	Pct	3FG	3FGA	3Pct	FT	FTA	%	O	D	T	Avg.	PF	FO	A	T	BS	ST	TP	Avg.
2004-05	30	29	741	24.7	103	252	.409	12	35	.343	49	110	.445	35	55	90	3.0	48	2	55	45	6	11	267	8.9
2003-04	29	17	511	17.6	64	151	.424	5	19	.263	26	53	.491	23	37	60	2.1	43	0	43	41	0	10	159	5.5
2002-03	27	1	286	10.6	32	77	.416	1	12	.083	14	32	.438	8	19	27	1.0	27	0	14	34	6	8	79	2.9
TOTAL	86	47	1538	17.9	199	480	.415	18	66	.273	89	195	.456	66	111	177	2.1	118	2	112	120	12	29	505	5.9

Big 12 Conference Statistics

Year	GP	GS	Min	Avg.	FG	FGA	Pct	3FG	3FGA	3Pct	FT	FTA	%	O	D	T	Avg.	PF	FO	A	T	BS	ST	TP	Avg.
2004-05	16	16	387	24.2	53	129	.411	4	13	.308	19	47	.404	21	27	48	3.0	28	1	25	25	1	7	129	8.1
2003-04	16	14	306	19.1	36	93	.387	0	5	.000	12	26	.462	12	24	36	2.3	30	0	31	28	0	4	84	5.3
2002-03	14	1	152	10.9	16	40	.400	0	3	.000	6	18	.333	6	13	19	1.4	14	0	9	21	2	5	38	2.7
TOTAL	46	31	845	18.4	105	262	.401	4	21	.191	37	91	.407	39	64	103	2.2	72	1	65	74	3	16	251	5.5

Big 12 Post-Season Statistics

Year	GP	GS	Min	Avg.	FG	FGA	Pct	3FG	3FGA	3Pct	FT	FTA	%	O	D	T	Avg.	PF	FO	A	T	BS	ST	TP	Avg.
2004-05	2	2	44	22.0	8	17	.471	0	1	.000	4	9	.444	1	3	4	2.0	5	0	5	2	0	1	20	10.0
2003-04	1	0	17	17.0	3	6	.500	0	0	.000	0	0	.000	0	0	0	0.0	1	0	1	1	0	0	6	6.0
2002-03																									
TOTALS	3	2	61	20.3	11	23	.478	0	1	.000	4	9	.444	1	3	4	1.3	6	0	6	3	0	1	26	8.6

Obazuaye's Season/Career Highs

Points	Season	19	Mercer	12/22/05
Career	19	Mercer	12/22/05	
Big 12	18	Oklahoma State	3/11/05	
Field Goals	Season	9	Mercer	12/22/05
Career	9	Mercer	12/22/05	
Big 12	7	twice		
Field Goal Attempts	Season	11	Mercer	12/22/05
Career	14	at Iowa State	1/22/05	
Big 12	14	at Iowa State	1/22/05	
Three-Point Field Goals	Season	1	UC Irvine	12/17/05
Career	3	at Oregon State	12/4/04	
Big 12	2	at Missouri	2/22/05	
Three-Point Attempts	Season	2	twice	
Career	4	twice		
Big 12	2	three times		
Free Throws	Season	2	UNC Wilmington	11/18/05
Career	6	twice		
Big 12	4	twice		
Free Throw Attempts	Season	6	UNC Wilmington	11/18/05
Career	11	Northwestern	11/28/04	
Big 12	10	at Missouri	2/22/05	
Offensive Rebounds	Season	3	Cal Poly	12/3/05
Career	4	at Iowa State	1/22/05	
Big 12	4	at Iowa State	1/22/05	
Defensive Rebounds	Season	5	twice	
Career	5	College of Charleston	11/15/04	
Big 12	4	three times		
Rebounds	Season	7	twice	
Career	7	UNC Wilmington	11/18/05	
Big 12	6	twice		
Assists	Season	4	UC Irvine	12/17/05
Career	5	twice		
Big 12	5	twice		
Blocked Shots	Season	1	three times	
Career	2	three times		
Big 12	1	three times		
Steals	Season	2	three times	
Career	2	seven times		
Big 12	2	twice		
Minutes Played	Season	31	twice	
Career	39	at Iowa State	1/22/05	
Big 12	39	at Iowa State	1/22/05	



#10 Scott Senger

6-7 • 230 • Senior • Forward

Louisville, Colo./Monarch HS

Majoring in business ... 2003-04 All-Big 12

academic first ... Dean's List 2001

2005-06 NOTES

Seen action in seven of nine games ... Has 18 points (2.3 ppg.) and 19 rebounds (2.4 rpg.) ... Grabbed a career-best five rebounds (four offensive) against Mercer (Dec. 22) and Saint Mary's (Nov. 26) ... Season-best eight points with career-high 15 minutes played against Mercer (Dec. 22) ... Also added career-high in assists (3) and steals (3) against the Bears Hauled down another five rebounds versus UC Irvine (Dec. 17) and scored four points against UC Irvine ... Made his first career free throws (two) against the Anteaters ... Returns for his third year ... Three-year letterwinner ... One of six seniors returning who has played in the CU system the last three years ... Provides depth, strength and game experience in a reserve role ... Sister, Lindsay, a CU junior, plays on the women's golf team.

reer-high 15 minutes played against Mercer (Dec. 22) ... Also added career-high in assists (3) and steals (3) against the Bears Hauled down another five rebounds versus UC Irvine (Dec. 17) and scored four points against UC Irvine ... Made his first career free throws (two) against the Anteaters ... Returns for his third year ... Three-year letterwinner ... One of six seniors returning who has played in the CU system the last three years ... Provides depth, strength and game experience in a reserve role ... Sister, Lindsay, a CU junior, plays on the women's golf team.

Coach Patton says, "Scott does a nice job for us; another senior who will give us depth at the power forward position."

2004-05

Saw consecutive minutes played at Missouri (Feb. 22) and South Dakota State (Feb. 14) with 14 and 11 minutes, respectively ... Career-best 14 minutes at Mizzou scoring two points with three rebounds ... Added four points and two broads against South Dakota State ... Played in 14 games with 3-of-6 shooting from the field with eight rebounds ... Named to his second consecutive Big 12 academic team earning second team honors ... Has never fouled out in collegiate career; once finished with four fouls in a single game.

2003-04

Saw action in 17 games with over six minutes a game ... Scored a career-high 12 points off the bench in home win over Northern Colorado (Jan. 10) ... Also tallied career-highs in field goals (6) and rebounding (5) against the Bears ... Averaged 1.6 points and 1.0 rebounds a game ... Career-best 13 minutes vs. Savannah State (Jan. 8) and added 11 minutes at Kansas (Jan. 25) ... Had two steals against Kansas (Jan. 25) ... Shot 55.6 percent from the field (15-of-27) ... Scored six points with three rebounds in nine minutes at Missouri (Feb. 10) ... Gained experience by appearing in eight Big 12 games Made season debut with eight minutes off the bench at Cal Poly (Nov. 26) scoring two points and two rebounds.

Game-by-Game Stats

Game	GS	Min	FGs	3FGs	FTs	O-D-Reb	Pf	A	To	BL	ST	Pts
UNC WILMINGTON	-	2	0-0	0-0	0-0	0-0-0	0	0	0	0	1	0
at Colorado State	did not play											
vs. Saint Mary's	-	10	2-3	0-0	0-0	4-1-5	0	0	0	0	0	4
at Penn	-	8	0-0	0-0	0-0	0-2-2	1	0	0	0	1	0
CAL POLY	-	3	0-1	0-0	0-0	0-0-0	0	0	1	0	0	0
UTAH	-	2	0-0	0-0	0-0	1-0-1	0	0	1	0	0	0
UC IRVINE	-	6	1-4	0-0	2-2	3-2-5	0	1	1	0	0	4
at TCU	-	6	0-0	0-0	2-2	0-1-1	1	1	1	0	0	2
MERCER	-	15	3-4	0-0	2-2	4-1-5	1	3	1	3	3	8

Career Statistics

Year	GP	GS	Min	Avg.	FG	FGA	Pct	3FG	3FGA	3Pct	FT	FTA	%	O	D	T	Avg.	PF	FO	A	T	BS	ST	TP	Avg.
2004-05	14	0	47	3.4	3	6	.500	0	0	.000	0	0	.000	3	5	8	0.6	5	0	1	0	0	3	6	0.4
2003-04	17	0	103	6.1	15	27	.556	0	2	.000	0	3	.000	10	10	20	1.2	13	0	2	2	0	4	30	1.8
2002-03	4	0	5	1.3	2	4	.500	0	1	.000	0	0	.000	0	1	1	0.3	1	0	0	0	0	0	4	1.0
TOTALS	35	0	155	4.4	20	37	.541	0	3	.000	0	3	.000	13	16	29	0.9	19	0	3	2	0	7	40	1.1

Big 12 Conferecne Statistics

Year	GP	GS	Min	Avg.	FG	FGA	Pct	3FG	3FGA	3Pct	FT	FTA	%	O	D	T	Avg.	PF	FO	A	T	BS	ST	TP	Avg.
2004-05	7	0	26	3.7	1	2	.500	0	0	.000	0	0	.000	1	3	4	0.6	1	0	0	0	0	2	2	0.3
2003-04	9	0	43	4.8	5	11	.455	0	1	.000	0	1	.000	1	5	6	0.7	4	0	1	0	0	3	10	1.1
2002-03	2	0	3	1.5	1	1	1.000	0	0	.000	0	0	.000	0	0	0	0.0	0	0	0	0	0	0	2	1.0
TOTALS	18	0	72	4.0	7	14	.500	0	1	.000	0	1	.000	2	8	10	0.6	5	0	1	0	0	5	14	0.8

Big 12 Post-Season Statistics

Year	GP	GS	Min	Avg.	FG	FGA	Pct	3FG	3FGA	3Pct	FT	FTA	%	O	D	T	Avg.	PF	FO	A	T	BS	ST	TP	Avg.
2004-05	1	0	1	1.0	0	0	.000	0	0	.000	0	0	.000	0	0	0	0.0	1	0	0	0	0	0	0	0

Senger's Season/Career Highs

Points	Season	8	Mercer	12/22/05
Career	12	Northern Colorado	1/10/04	
Big 12	6	at Missouri	2/10/04	
Field Goals	Season	3	Mercer	12/22/05
Career	6	Northern Colorado	1/10/04	
Big 12	3	at Missouri	2/10/04	
Field Goal Attempts	Season	4	twice	
Career	8	Northern Colorado	1/10/04	
Big 12	6	at Missouri	2/10/04	
Three-Point Attempts	Season	-		
Career	1	twice		
Big 12	1	at Missouri	2/10/04	
Free Throws	Season	2	twice	
Career	2	UC Irvine	12/17/05	
Big 12	-			
Free Throw Attempts	Season	2	three times	
Career	2	twice		
Big 12	1	at Kansas	1/25/04	
Offensive Rebounds	Season	4	twice	
Career	4	three times		
Big 12	3	at Missouri	2/10/04	
Defensive Rebounds	Season	2	twice	
Career	2	six times		
Big 12	2	three times		
Rebounds	Season	5	three times	
Career	5	four times		
Big 12	3	at Missouri	2/22/05	
Assists	Season	3	Mercer	12/22/05
Career	3	Mercer	12/22/05	
Big 12	1	at Kansas	1/25/04	
Blocks	Season	3	Mercer	12/22/05
Career	3	Mercer	12/22/05	
Big 12	-			
Steals	Season	3	Mercer	12/22/05
Career	3	Mercer	12/22/05	
Big 12	1	three times		
Minutes Played	Season	15	Mercer	12/22/05
Career	15	Mercer	12/22/05	
Big 12	14	at Missouri	2/22/05	



#11 Dominique Coleman

6-3 • 170

Junior-Transfer • Guard

Oakland, Calif.

Key West HS/Hillsborough JC (Fla.)

2005-06

Started the first two games of the season, now comes off the bench in the last six games ... Averaging 18.3 minutes a game with 6.2 points, 3.4 rebounds and 2.4 assists per game ... Ranks third on the team in assists (22) ... Best game so far was CU debut with

14 points, seven rebounds, four assists in season opener against UNC Wilmington (Nov. 18) ... Also scored 13 points in reserve roll versus UC Irvine (Dec. 17), was 5-of-6 from the field with six rebounds ... Season-best five assists against Mercer (Dec. 22).

Coach Patton says, "Dominique has a chance to be a very terrific player in the Big 12 and is one of the pieces we need to complement Richard Roby."

ACADEMICS: Intended college major is psychology ... Also interested in communication.

HILLSBOROUGH JC: Led the National Junior College Athletic Association in scoring last season, averaging 27.1 points with 7.3 rebounds, 2.3 assists a game ... Also ranked seventh nationally in steals per game (3.8) and led Hillsborough to a 19-11 record ... Won the Suncoast Conference with a 21-10 record ... Helped Hillsborough advance to the championship game of Florida's junior college tournament ... Broke HCC scoring record.

KEY WEST HS: As a senior named first team all-state, first team all-county, Player of the Year, Florida All-State and Mr. Basketball ... Averaged 24.2 points per game as a senior helping school to 28-3 record ... Scored a game-high 38 points to lead Key West to the state semifinals ... As a freshman was named freshman and newcomer of the year ... Won 73 games over his four prep career.


PERSONAL: Born Dominique Coleman on July 15, 1984 in Oakland, California ... Son of Nadine Johnson ... Played on the Boston Knights, an A.A.U. team and helped them advance to the national tournament four consecutive times ... Biggest moment of his prep career was scoring a game-high 38 points to lead Key West to the state semifinals ... Hobbies include shooting pool and listening to music.

Coleman's Season/Career Highs

Points				
Season	14	UNC Wilmington		11/18/05
Big 12	-			
Field Goals				
Season	5	twice		
Big 12	-			
Field Goal Attempts				
Season	10	twice		
Big 12	-			
Free Throws				
Season	3	UC Irvine		12/17/05
Big 12	-			
Free Throw Attempts				
Season	4	UC Irvine		12/17/05
Big 12	-			
Offensive Rebounds				
Season	3	at TCU		12/20/05
Big 12	-			
Defensive Rebounds				
Season	5	twice		
Big 12	-			
Rebounds				
Season	7	UNC Wilmington		11/18/05
Big 12	-			
Three-Point Field Goals				
Season	1	twice		
Big 12	-			
Three-Point Attempts				
Season	3	Cal Poly		12/3/05
Big 12	-			
Assists				
Season	5	Mercer		12/22/05
Big 12	-			
Blocked Shots				
Season	-			
Big 12	-			
Steals				
Season	3	three times		
Big 12	-			
Minutes Played				
Season	28	UNC Wilmington		11/18/05
Big 12	-			

Game-by-Game Stats

Game	GS	Min	FGs	3FGs	FTs	O-D-Reb	Pf	A	To	BL	ST	Pts
UNC WILMINGTON	*	28	3-10	0-2	2-2	2-5-7	3	4	4	0	3	14
at Colorado State	*	14	2-4	1-1	0-0	2-0-2	2	3	4	0	0	5
vs. Saint Mary's	-	25	5-10	0-1	0-1	0-4-4	3	2	3	0	2	10
at Penn	-	17	3-4	0-0	0-1	0-4-4	0	1	1	0	1	6
CAL POLY	-	20	2-7	0-3	1-1	1-2-3	1	4	2	0	3	5
UTAH	-	13	1-3	0-2	0-1	0-1-1	3	2	0	0	1	2
UC IRVINE	-	21	5-6	0-1	3-4	1-5-6	0	3	2	0	2	13
at TCU	-	15	1-5	0-2	0-0	3-2-5	3	0	2	0	2	2
MERCER	-	12	2-4	1-2	1-2	0-1-1	0	5	1	0	3	6



#12 Martane Freeman

6-7 • 200 • Senior • Forward

Kansas City, Mo./Northeast HS/Penn Valley JC [KC]

Majoring in sociology

2005-06 NOTES

Performs well off the bench with 7.7 points and 1.8 rebounds ... 19-of-26 from the charity stripe (.731) ... Averaging 14.7 minutes ... Sixth in team scoring ... Equaled career-best with 17 points and also made career-best two 3-pointers against UC Irvine (Dec. 17) ... Posted career-highs in points (17), field goals (6), attempts (8), free throws (5), FT attempts (6), steals

(3), minutes played (24) at Colorado State (Nov. 21) ... Returns for his second season with the Buffs ... One of 10 seniors of the team and one of four that transferred to Boulder ... Brings experience and depth in a reserve role.

Coach Patton says, "Martane should be much-improved after a year of playing in the Big 12."

2004-05

Played in 26 games in his initial season ... Averaged 2.4 points and 1.5 rebounds a game ... Scored a season-best eight points and five rebounds in 14 minutes in win over Texas at Big 12 Tournament (March 10) ... Grabbed five rebounds and a season-best 18 minutes at Texas Tech (Feb. 20) and Kansas (Jan. 15) ... Scored six points with three rebounds in 15 minutes at KU (Feb. 12) ... Scored seven points with four rebounds at Oklahoma (Jan. 8) ... Season-high 10 shots against the Jayhawks.

PENN VALLEY JC

2003-04 junior college first team all-American and 2003-04 JC Player of the Year ... Team went 22-9 and was ranked third nationally ... Averaged 19.1 pts., 9.1 rpg., 3.0 stl., and 2.5 apg. during 2003-04 season ... Averaged 10.4 points and 4.9 rebounds during 2002-03 campaign.

Game-by-Game Stats

Game	GS	Min	FGs	3FGs	FTs	O-D-Reb	Pf	A	To	BL	ST	Pts
UNC WILMINGTON	-	2	0-0	0-0	0-0	0-0-0	0	0	0	0	0	0
at Colorado State	-	24	6-8	0-1	5-6	1-1-2	3	2	0	1	3	17
vs. Saint Mary's	-	13	1-4	0-1	0-0	0-0-0	2	2	1	0	2	2
at Penn	-	14	2-4	0-0	4-6	2-0-2	4	1	3	0	0	8
CAL POLY	-	11	2-2	0-0	2-2	3-0-3	2	1	0	0	0	6
UTAH	-	20	3-7	0-3	1-2	3-2-5	2	1	2	0	3	7
UC IRVINE	-	24	5-7	2-4	5-6	0-1-1	3	1	2	0	3	17
at TCU	-	7	0-2	0-2	0-0	0-0-0	0	0	1	0	0	0
MERCER	-	17	4-7	2-2	2-4	2-1-3	1	0	1	2	0	12

Career Statistics

Year	GP	GS	Min	Avg	FG	FGA	Pct	3FG	3FGA	3Pct	FT	FTA	%	O	D	T	Avg	PF	FO	A	T	BS	ST	TP	Avg
2004-05	26	0	220	8.5	20	60	.333	4	19	.211	18	30	.600	18	21	39	1.5	34	1	14	16	4	12	62	2.4

Big 12 Conference Statistics


Year	GP	GS	Min	Avg	FG	FGA	Pct	3FG	3FGA	3Pct	FT	FTA	%	O	D	T	Avg	PF	FO	A	T	BS	ST	TP	Avg
2004-05	13	0	107	8.2	10	32	.313	3	9	.333	9	15	.600	13	9	22	1.7	16	1	8	6	1	7	32	2.5

Big 12 Post-Season Statistics

Year	GP	GS	Min	Avg	FG	FGA	Pct	3FG	3FGA	3Pct	FT	FTA	%	O	D	T	Avg	PF	FO	A	T	BS	ST	TP	Avg
2004-05	2	0	25	12.5	4	7	.571	0	1	.000	2	5	.400	3	4	7	3.5	6	0	1	1	0	0	10	5.0

Freeman's Season/Career Highs

Points	Season	17	twice	Career	17	twice	Big 12	8	vs. Texas	3/10/05		
Field Goals	Season	6	at Colorado State	11/21/05	Career	6	at Colorado State	11/21/05	Big 12	3	vs. Texas	3/10/05
Field Goal Attempts	Season	8	at Colorado State	11/21/05	Career	10	Kansas	1/15/05	Big 12	10	Kansas	1/15/05
Three-Point Field Goals	Season	2	twice	Career	1	four times	Big 12	1	twice			
Three-Point Attempts	Season	4	twice	Career	3	twice	Big 12	2	Kansas	1/15/05		
Free Throws	Season	5	twice	Career	5	twice	Big 12	3	at Kansas	2/12/05		
Free Throw Attempts	Season	6	three times	Career	6	four times	Big 12	6	at Kansas	2/12/05		
Offensive Rebounds	Season	3	twice	Career	4	Kansas	1/15/05	Big 12	4	Kansas	1/15/05	
Defensive Rebounds	Season	2	Utah	12/7/05	Career	3	twice	Big 12	3	at Texas Tech	2/2/05	
Rebounds	Season	5	Utah	12/7/05	Career	5	four times	Big 12	5	twice		
Assists	Season	2	twice	Career	2	six times	Big 12	2	three times			
Turnovers	Season	3	at Penn	11/29/05	Career	3	twice	Big 12	3	at Oklahoma	1/8/05	
Blocked Shots	Season	2	Mercer	12/22/05	Career	2	Mercer	12/22/05	Big 12	1	Nebraska	1/12/05
Steals	Season	3	three times	Career	3	three times	Big 12	2	twice			
Minutes Played	Season	24	twice	Career	24	twice	Big 12	18	twice			



#15 Chris Copeland
6-8 • 235 • Senior • Forward
Richmond, Va./Hermitage HS
 Majoring in psychology

2005-06 NOTES: Second in team scoring (13.4 ppg.) and first in rebounding (5.7) ... Recorded 12 or more points in six of nine games ... Third overall in 3-pointers made (13) ... Making over .500 percent of his shots from the field (44-of-81, .543), a team best ... 92 career games with 23 starts ... Top returning shot blocker (64) in four seasons; ranks 16th overall in career blocked

shots ... CU Athlete of the Week (Nov. 14-20).

2005-06 PRESEASON NOTES: 14 starts were a season-high in 2004-05 ... One of two returning players with over 300 career rebounds (309) ... One of 10 seniors ... One of four seniors who has played previous three seasons in a Buffs uniform ... One of three players that averaged over 11 points a game in 2004-05 ... Second in team scoring (11.7 ppg.) and rebounds (5.6) last season ... Was also second in conference scoring (11.3 ppg.) and first in rebounding (6.3 rpg.) ... Scores anywhere on the floor with excellent range from the 3-point arc ... Excellent free-throw shooter ... Crashes the boards and finishes around the basket. **Coach Patton says,** "Chris showed signs of being the offensive weapon that we need. His playing time will be dependent on his defensive improvement."

2004-05

Named to the Big 12 All-Improved team ... Big 12 (all games) stats: Ranked seventh in blocked shots (1.24), 11th in 3-point field goals made (1.76), 17th in rebounding (5.6); Big 12 Conference only games: eighth in blocked shots (1.33), 10th in defensive rebounding (4.4), 11th in rebounding (6.3), 14th in 3-pointers made (1.67) ... Team-best six double-doubles (ninth overall in Big 12) ... Second in scoring (11.7 ppg.), second in rebounding (5.6) ... Second on team in 3-pointers made (51) ... Ranked second on the team in leading the team in rebounding six times ... Team leader the team with 36 blocked shots; defensive rebounding (113), rebounds (161) ... Career-best five assists in home finale against Iowa State ... Recorded impressive double-double with 22 points and 11 boards vs. No. 2 Jayhawks (Jan. 15) ... Team leader at the charity stripe: 57-of-70, .814 ... Career-best 25 points, 10 field goals made with four three-pointers in return road win at Richmond (Jan. 4) ... First collegiate start vs. Northwestern produced first career double-double (15 points, 10 rebounds, points all scored in second half ... Three games over 22 points scored (at Richmond, Jan. 4; Nebraska, Jan. 12; Kansas, Jan. 15).

Game-by-Game Stats

Game	GS	Min	FGs	3FGs	FTs	O-D-Reb	Pf	A	To	BL	ST	Pts
UNC WILMINGTON	*	28	5-6	2-3	8-9	2-3-5	2	0	4	2	1	20
at Colorado State	*	31	7-12	1-3	1-4	2-3-5	1	2	0	0	1	16
vs. Saint Mary's	*	23	4-7	1-2	0-0	2-4-6	3	1	2	0	1	9
at Penn	*	25	7-11	2-4	4-4	2-5-7	4	0	3	0	3	20
CAL POLY	*	23	4-9	0-3	4-9	3-2-5	2	1	0	1	2	12
UTAH	*	31	5-15	3-9	3-3	2-6-8	3	4	2	2	1	16
UC IRVINE	*	16	2-6	1-3	0-0	0-4-4	3	0	0	1	0	5
at TCU	*	24	6-11	2-5	0-1	0-4-4	3	1	1	1	1	14
MERCER	*	10	4-4	1-1	0-0	1-6-7	1	0	0	1	0	9

Career Statistics

Year	GP	GS	Min	Avg	FG	FGA	Pct	3FG	3FGA	3Pct	FT	FTA	%	O	D	T	Avg	Pf	FO	A	T	BS	ST	TP	Avg
2004-05	29	14	730	25.2	116	259	.448	51	136	.375	57	70	.814	48	113	161	5.6	82	3	43	54	36	10	340	11.7
2003-04	28	0	257	9.2	25	66	.379	11	28	.393	19	32	.594	21	49	70	2.5	48	2	14	21	13	7	80	2.9
2002-03	26	0	199	7.7	23	61	.377	5	20	.250	15	26	.577	15	27	42	1.6	25	0	8	19	7	2	66	2.5
TOTAL	83	14	1186	14.3	164	386	.47	67	184	.364	91	128	.711	84	189	273	3.3	155	5	65	94	56	19	486	5.9

Big 12 Statistics

Year	GP	GS	Min	Avg	FG	FGA	Pct	3FG	3FGA	3Pct	FT	FTA	%	O	D	T	Avg	Pf	FO	A	T	BS	ST	TP	Avg
2004-05	15	5	404	26.9	54	155	.375	25	82	.305	36	44	.818	28	66	94	6.3	40	3	26	25	20	4	169	11.3
2003-04	16	0	154	9.6	15	38	.395	5	13	.385	16	26	.615	18	33	51	3.2	28	1	9	16	7	4	51	3.2
2002-03	14	0	128	9.1	16	40	.400	4	15	.267	10	19	.526	8	21	29	2.1	19	0	5	8	6	2	46	3.3
TOTAL	45	5	686	15.2	85	233	.365	34	110	.309	62	89	.697	54	120	174	3.9	87	4	40	49	33	10	266	5.9

Big 12 Post-Season Statistics

Year	GP	GS	Min	Avg	FG	FGA	Pct	3FG	3FGA	3Pct	FT	FTA	%	O	D	T	Avg	Pf	FO	A	T	BS	ST	TP	Avg
2004-05	2	0	36	18.0	4	11	.364	3	8	.375	1	2	.500	1	3	4	2.0	8	0	2	4	0	0	12	6.0
2003-04	1	0	13	13.0	1	2	.500	1	1	1.000	0	2	.000	0	2	2	2.0	2	0	1	0	1	0	3	3.0
2002-03	2	0	16	8.0	1	2	.500	0	0	.000	2	2	1.000	1	1	2	1.0	2	0	0	0	0	0	4	2.0
TOTALS	5	0	65	13.0	6	15	.400	4	9	.444	3	6	.500	2	6	8	1.6	12	0	3	4	1	0	19	3.8

Copeland's Season/Career Highs

Points	Season	20	twice	Career	25	at Richmond	1/04/05	
Big 12	22	twice						
Field Goals	Season	7	twice	Career	10	at Richmond	1/04/05	
Big 12	7	Oklahoma State					1/30/05	
Field Goal Attempts	Season	15	Utah	12/7/05	Career	18	Kansas	1/15/05
Big 12	18	Kansas					1/15/05	
Three-Point Field Goals	Season	3	Utah	12/7/05	Career	4	three times	
Big 12	4	twice						
Three-Point Attempts	Season	9	Utah	12/7/05	Career	9	Utah	12/7/05
Big 12	8	twice						
Free Throws	Season	8	UNC Wilmington	11/18/05	Career	8	twice	
Big 12	8	Nebraska					1/12/05	
Free Throw Attempts	Season	9	UNC Wilmington	11/18/05	Career	9	twice	
Big 12	9	Nebraska					1/12/05	
Offensive Rebounds	Season	3	Cal Poly	12/3/05	Career	5	three times	
Big 12	5	twice						
Defensive Rebounds	Season	6	twice		Career	11	Nebraska	1/12/05
Big 12	11	Nebraska					1/12/05	
Rebounds	Season	8	Utah	12/7/05	Career	14	Nebraska	1/12/05
Big 12	14	Nebraska					1/12/05	
Assists	Season	4	Utah	12/7/05	Career	5	Iowa State	3/5/05
Big 12	5	Iowa State					3/5/05	
Blocked Shots	Season	2	twice		Career	3	three times	
Big 12	3	twice						
Steals	Season	3	at Penn	11/29/05	Career	3	at Penn	11/29/05
Big 12	2	at Kansas					1/25/04	
Minutes Played	Season	31	twice		Career	36	Kansas	1/15/05
Big 12	36	Kansas					1/15/05	



#21 Marcus Hall

6-1 • 180 • Junior • Guard

Houston, Texas/Jersey Village HS

An open-option major in Colorado's College of Arts and Sciences ... Interested in business management

2005-06 NOTES

Has started last six games at the point averaging 4.3 assists a game (30) ... Averaging 24.3 minutes with 9.1 points, 1.9 rebounds and a team-best 4.2 assists per game ... Five of nine games in scoring double digits ... Has led CU in assists four times ... Nicknamed Marcus "Lets Make a Deal" Hall by Fox

Sports Net basketball analyst Marty Fletcher, after game show icon Monty Hall's "Lets Make a Deal" ... Has played 67 games with 28 starts ... Keeps moving up the school's all-time assists list, currently 18th with 209 ... **2005-06 PREASON NOTES:** One of three players returning to average over double-digits (11.2) ... Was third in conference scoring with 9.9 ppg. last season ... Runs and sees the floor well ... Excellent range from the perimeter and able to drain the 3-pointer ... Also excels from the charity stripe. **Coach Patton says,** "I think the sky is the limit for Marcus, if he remains focused and keeps his priorities in order."

2004-05

Played in 29 games with 21 starts ... Third in team scoring (11.2 ppg) and first in assists (4.4 apg.) ... Was also third on the team in starts (21) ... Big 12 (all games) stats: Finished sixth in assists (4.34) and sixth in assist-turnover ratio (1.88); Big 12 Conference only games: fifth in assists (4.53) and fifth in assist-turnover ratio (2.00) ... Third in scoring with 11.2 ppg. and first in assists ... Second most field goals made (118) ... Fourth on team in treys made (38) ... Career-high 10 assists and first career double-double against South Dakota State with 11 points and 10 assists ... Career-high 29 points at Oregon State (Dec. 4); in that game scored team's last 18 points 4:22 of the first half and first basket of second half tying school record of 20 consecutive points set by Donnie Boyce at Oklahoma State, March 5, 1994 ... Also excelled at the free throw line with career-best 8-of-8 - all in the last :58 seconds in victory over Colorado State ... 50-of-72 (.694) from the line ... Owned the top three assists games ... Handed out eight or more assists three times (at Kansas State, Oklahoma State, South Dakota State) ... His 126 assists was third all-time among CU sophomores and 16th all-time in seasonal hand-outs ... 68 assists in 15 conference games (4.5) ... Produced second-best scoring game on the team with career-best 29 points at Oregon State ... Also netted three other 20+ points games (at Texas Tech, Colorado State, Gardner-Webb) ... 12 field goals made at Oregon State was team best ... Led CU in scoring four times (one shared) ... Led the team in assists 21 times, including four shared ... Also lead team in assists nine straight games (Jan. 12-Feb. 5) including 15 of last 18 games (two shared, Texas and at Nebraska) ... Scored 10 or points 15 times (21 career).

Game-by-Game Stats

Game	GS	Min	FGs	3FGs	FTs	O-D-Reb	Pf	A	To	BL	ST	Pts
UNC WILMINGTON	-	16	1-5	0-3	0-0	0-0-0	0	1	1	0	2	2
at Colorado State	-	29	5-8	1-2	1-1	1-2-3	4	7	4	0	4	12
vs. Saint Mary's	*	22	1-5	0-1	0-2	1-3-4	1	8	2	0	0	2
at Penn	*	28	4-8	0-1	0-0	1-1-2	2	3	2	0	2	8
CAL POLY	*	22	5-9	1-4	0-0	0-2-2	3	5	1	0	1	11
UTAH	*	32	4-9	2-5	0-0	0-3-3	1	2	1	0	0	10
UC IRVINE	*	32	5-11	2-5	2-2	1-0-1	1	5	2	0	2	14
at TCU	*	28	7-10	2-2	1-1	1-1-2	3	2	3	0	0	17
MERCER	*	10	3-5	0-2	0-0	0-0-0	1	5	0	0	1	6

Career Statistics

Year	GP	GS	Min	Avg	FG	FGA	Pct	3FG	3FGA	3Pct	FT	FTA	%	O	D	T	Avg	PF	FO	A	T	BS	ST	TP	Avg
2004-05	29	21	858	29.6	118	287	.411	38	122	.311	50	72	.694	13	62	75	2.6	46	1	126	67	9	29	324	11.2
2003-04	29	0	437	15.1	52	119	.437	25	64	.391	16	37	.432	6	33	39	1.3	40	0	45	29	5	15	145	5.0
TOTALS	58	21	1295	22.3	170	406	.419	63	186	.339	66	109	.606	19	95	114	2.0	86	1	171	96	14	44	469	8.1

Big 12 Conference Statistics

Year	GP	GS	Min	Avg	FG	FGA	Pct	3FG	3FGA	3Pct	FT	FTA	%	O	D	T	Avg	PF	FO	A	T	BS	ST	TP	Avg
2004-05	15	10	442	29.5	55	155	.355	17	70	.243	21	31	.677	8	33	41	2.7	24	1	68	34	6	11	148	9.9
2003-04	16	0	204	12.8	23	51	.451	12	30	.400	3	17	.176	2	14	16	1.0	17	0	18	15	3	4	61	3.8
TOTALS	31	10	646	20.8	78	206	.379	29	100	.290	24	48	.500	10	47	57	1.8	41	1	86	49	9	15	209	6.7

Big 12 Post-Season Statistics

Year	GP	GS	Min	Avg	FG	FGA	Pct	3FG	3FGA	3Pct	FT	FTA	%	O	D	T	Avg	PF	FO	A	T	BS	ST	TP	Avg
2004-05	2	2	69	34.5	7	22	.318	3	10	.300	6	9	.667	0	8	8	4.0	6	0	10	6	1	1	23	11.5
2003-04	1	0	19	19.0	5	9	.556	3	5	.600	1	1	1.000	0	3	3	3.0	1	0	2	1	0	0	14	14.0
TOTALS	3	2	88	29.3	12	31	.387	6	15	.400	7	10	.700	0	11	11	3.7	7	0	12	7	1	1	37	12.3

Halls's Season/Career Highs

Points	Season	17	at TCU	12/20/05
Career	29	at Oregon State	12/4/04	
Big 12	24	at Texas Tech	2/2/05	
Field Goals	Season	7	at TCU	12/20/05
Career	12	at Oregon State	12/4/04	
Big 12	9	at Texas Tech	2/2/05	
Field Goal Attempts	Season	11	UC Irvine	12/17/05
Career	16	twice		
Big 12	16	Texas	2/8/05	
Three-Point Field Goals	Season	2	three times	
Career	5	Gardner-Webb	12/28/04	
Big 12	3	four times		
Three-Point Attempts	Season	5	twice	
Career	8	twice		
Big 12	8	twice		
Free Throws	Season	2	UC Irvine	12/17/05
Career	8	Colorado State	12/18/04	
Big 12	5	at Texas Tech	2/2/05	
Free Throw Attempts	Season	2	UC Irvine	12/17/05
Career	8	Colorado State	12/18/04	
Big 12	6	at Texas Tech	2/2/05	
Offensive Rebounds	Season	1	four times	
Career	2	four times		
Big 12	2	three times		
Defensive Rebounds	Season	3	twice	
Career	5	Nebraska	1/12/05	
Big 12	5	Nebraska	1/12/05	
Rebounds	Season	4	St. Mary's	11/26/05
Career	6	Nebraska	1/12/05	
Big 12	6	Nebraska	1/12/05	
Assists	Season	8	St. Mary's	11/26/05
Career	10	South Dakota State	2/14/05	
Big 12	8	twice		
Blocked Shots	Season	-		
Career	2	twice		
Big 12	2	twice		
Steals	Season	4	at Colorado State	11/21/05
Career	4	twice		
Big 12	2	twice		
Minutes Played	Season	32	twice	
Career	38	Texas	2/8/05	
Big 12	38	Texas	2/8/05	



#23 Richard Roby

6-6 • 195 • Sophomore • Guard

San Bernardino, Calif./Lawrence Acad. [Groton, Mass.]

Open option major in CU's College of Arts & Sciences

2005-06 NOTES: Picking up where he left from a year ago ... CU leader in a number of categories ... Has led CU in scoring six of last seven games (twice tied) ... Led CU in scoring six times and twice on the boards ... Netted three 20+ point games (11 career) ... Has led CU in scoring 22 of 39 career games ... Leads CU in scoring (17.3), steals (1.9), field goals made (52), free throw shooting (.784, 29-of-37), 3-pointers (23-

of-44, .523), minutes played (27.6) ... Recorded first double-double of the season (third career) with 19 points, 10 rebounds versus Utah (Dec. 7) ... Has netted 10 or points in eight of nine (exception played only 11 minutes in CU's dismantling of Mercer, 117-74) ... Double-digits in 35 of 39 career games ... Named CU Athlete of the Week three consecutive weeks (Nov. 21-28, Nov. 29-Dec. 4, Dec. 5-12). **2005-06 PRESEASON:** Returns as the team leader in points per game (16.0), points scored (480), field goals made (169) and attempts (380), games played/starts (30/30), and steals (48) ... Excellent range from anywhere on the floor; drives and defends well; very quick ... One of the up and coming Big 12 players ... One of CU's two sophomores.

Coach Patton says, "Richard had a nice freshman season; his development will depend on his ability to stay focused, continue to work on getting better, and not to become complacent."

2004-05: Named to the Big 12 All-Freshman team ... All-Big 12 honorable mention ... Big 12 (all games) stats: seventh in 3-point field goal made (2.23), seventh in 3-point field goal percentage (.374), ninth in steals (1.60), 10th in scoring (16.0), 11th in field goal percentage (.445), 14th in free throw percentage (.728); Big 12 Conference only games: second in 3-point field goals made (2.81), fifth in 3-point field goal percentage (.391), ninth in scoring (16.6), 12th in field goal percentage (.425), 11th in steals (1.38) ... Scored the most points by a CU freshman (480) ... One of five players in the conference to make seven 3-pointers in a game and only player to make seven treys, twice ... One of four players at CU to make seven treys in a game, twice ... Two double-doubles: 17 points, 10 rebounds in Big 12 Tournament upset win over Texas (Mar. 10) and 16 points, 13 rebounds in home win over Northwestern (Nov. 28) ... Led CU in scoring 16 of 30 games; eight times on the boards (one shared) ... Team leader in points (16.0), 3-pointers made (67), steals (1.6 spg.), minutes played (30.8), field goals made (169), shot attempts (380); third in team in rebounding (4.8) ... Scored in double-digits 27 of 30 games ... Second best CU freshman all-time in points average with 16.0 ppg., second only behind former great Chauncey Billups (17.9 ppg.) in 1995-96 ... Named Phillips 66 Big 12 Rookie of the Week (Feb. 7) after scoring 20 points in back-to-back games with 29 at TTU and 22 at K-State; also named Co-Big 12 Rookie of the Week (Dec. 27) ... He's just the second player in school history to be named Phillips 66/Big 12 Conference Rookie of the Week twice.

Game-by-Game Stats

Game	GS	Min	FGs	3FGs	FTs	O-D-Reb	Pf	A	To	BL	ST	Pts
UNC WILMINGTON	*	29	5-12	2-3	2-2	2-5-7	3	4	4	0	3	14
at Colorado State	*	22	3-6	1-3	3-6	1-2-3	1	3	1	0	1	10
vs. Saint Mary's	*	33	10-20	4-7	5-5	1-6-7	2	1	2	1	3	29
at Penn	*	33	5-10	4-4	8-8	0-4-4	4	5	2	1	1	22
CAL POLY	*	26	7-13	2-4	1-2	1-6-7	1	4	0	0	2	17
UTAH	*	36	7-17	4-11	1-2	3-7-10	0	3	1	0	2	19
UC IRVINE	*	30	6-10	3-6	5-6	0-4-4	2	3	1	2	3	20
at TCU	*	28	6-13	1-4	4-6	0-3-3	2	1	5	0	1	17
MERCER	*	11	3-4	2-2	0-0	2-1-3	0	2	1	1	1	8

Career Statistics

Year	GP	GS	Min	Avg	FG	FGA	Pct	3FG	3FGA	3Pct	FT	FTA	Pct	O	D	T	Avg	PF	FO	A	T	BS	ST	TP	Avg
2004-05	30	30	923	30.8	169	380	.445	67	179	.374	75	103	.728	36	107	143	4.8	70	4	58	80	23	48	480	16.0

Big 12 Conference Statistics

Year	GP	GS	Min	Avg	FG	FGA	Pct	3FG	3FGA	3Pct	FT	FTA	Pct	O	D	T	Avg	PF	FO	A	T	BS	ST	TP	Avg
2004-05	16	16	494	30.0	90	212	.425	45	115	.391	41	55	.745	14	46	60	3.8	39	2	24	39	11	22	266	16.6

Big 12 Post-Season Statistics

Year	GP	GS	Min	Avg	FG	FGA	Pct	3FG	3FGA	3Pct	FT	FTA	Pct	O	D	T	Avg	PF	FO	A	T	BS	ST	TP	Avg
2004-05	2	2	73	36.5	14	29	.483	7	17	.412	3	4	.70	3	7	10	6.5	9	1	6	8	2	4	38	19.0

Roby's Season/Career Highs

Points	Season	29	St. Mary's	11/26/05
	Career	30	Kansas State	2/26/05
	Big 12	30	Kansas State	2/26/05

Field Goals

Season	10	St. Mary's	11/26/05
Career	11	at Texas Tech	2/2/05
Big 12	11	at Texas Tech	2/2/05

Field Goal Attempts

Season	20	St. Mary's	11/26/05
Career	20	twice	
Big 12	20	at Texas Tech	2/2/05

Three-Point Field Goals

Season	4	three times	
Career	7	twice	
Big 12	7	twice	

Three-Point Attempts

Season	11	Utah	12/7/05
Career	12	at Texas Tech	2/2/05
Big 12	12	at Texas Tech	2/2/05

Free Throws

Season	8	at Penn	11/29/05
Career	8	at Penn	11/29/05
Big 12	7	Texas A&M	2/19/05

Free Throw Attempts

Season	8	at Penn	11/29/05
Career	11	Colorado State	12/18/04
Big 12	7	twice	

Offensive Rebounds

Season	3	Utah	12/7/05
Career	4	St. Mary's	11/26/05
Big 12	3	twice	

Defensive Rebounds

Season	7	Utah	12/7/05
Career	10	Northwestern	11/28/04
Big 12	9	Texas	2/8/05

Rebounds

Season	10	Utah	12/7/05
Career	13	Northwestern	11/28/04
Big 12	10	Texas	3/10/05

Assists

Season	5	at Penn	11/29/05
Career	5	twice	
Big 12	5	Iowa State	3/5/05

Blocked Shots

Season	2	UC Irvine	12/17/05
Career	3	Texas	2/8/05
Big 12	3	Texas	2/8/05

Steals

Season	3	three times	
Career	4	twice	
Big 12	4	Nebraska	1/12/05

Minutes Played

Season	36	Utah	12/7/05
Career	38	twice	
Big 12	38	at Texas Tech	2/2/05



#25 Calvin Williams
6-7 • 200 • Freshman • Forward
Memphis, Tenn.
Hillcrest HS

2005-06

Has played in six of nine games this season ... Averaging 8.3 minutes in a reserve role with 1.3 points and 3.2 rebounds a game ... Grabbed seven rebounds and scored four points in victory over Saint Mary's (Nov. 26) ... Also had six rebounds and two assists versus Mercer (Dec. 22).

Coach Patton says, "He's a young man we talked about red-shirting possibly his first year because of the depth of that position, but as hard as he plays it may be difficult to do."

ACADEMICS

Is an open option major in Colorado's College of Arts and Sciences.

HILLCREST HS

Lettered four years under former head and current CU assistant coach John Anderson ... Averaged 23.0 points, 12 rebounds, four blocks, and three assists a game as a senior ... As a junior averaged 15.2 points and nine rebounds a game ... Named Best of Preps Junior and Senior year, All-District, All-Regional, All-State ... Member of the 1,000 point club ... Member of the AAU Memphis Pump 'n Run and 2003-04 Houston Showcase teams ... Played for the regional championship and went to the substate tournament his junior and senior years ... Nominated for the McDonald All-American game ... Was awarded the school's student-athlete of the year and graduated with honors ... Also played baseball for one year and ran track for two years.

PERSONAL

Born Calvin Louis Williams Jr. on June 5, 1987 ... Son of Calvin Sr. and Patricia Williams ... Has an older sister Ashely; younger brother, Joseph and younger sister, Angelica ... Lists scoring 43 points, 25 rebounds, and seven blocked shots in a single game as his biggest moment of high school career ... Goals after college are playing professionally and owning his own business.

Williams' Season/Career Highs

Points			
Season	4	Saint Mary's	11/26/05
Big 12	-		
Field Goals			
Season	2	Saint Mary's	11/26/05
Big 12	-		
Field Goal Attempts			
Season	6	Mercer	12/22/05
Big 12	-		
Free Throws			
Season	1	twice	
Big 12	-		
Free Throw Attempts			
Season	2	twice	
Big 12	-		
Offensive Rebounds			
Season	4	Saint Mary's	11/26/05
Big 12	-		
Defensive Rebounds			
Season	5	Mercer	12/22/05
Big 12	-		
Rebounds			
Season	7	Saint Mary's	11/26/05
Big 12	-		
Three-Point Field Goals			
Season	-		
Big 12	-		
Three-Point Attempts			
Season	1	Cal Poly	12/3/05
Big 12	-		
Assists			
Season	2	Mercer	12/22/05
Big 12	-		
Blocked Shots			
Season	1	twice	
Big 12	-		
Steals			
Season	-		
Big 12	-		
Minutes Played			
Season	18	Saint Mary's	11/26/05
Big 12	-		

Game-by-Game Stats

Game	GS	Min	FGs	3FGs	FTs	O-D-Reb	Pf	A	To	BL	ST	Pts
UNC WILMINGTON	-	4	0-0	0-0	0-0	0-0-0	1	0	0	0	0	0
at Colorado State			did not play									
vs. Saint Mary's	-	18	2-5	0-0	0-0	4-3-7	4	0	0	1	0	4
at Penn	-	4	0-0	0-0	0-0	1-1-2	0	0	2	0	0	0
CAL POLY	-	4	0-3	0-1	1-2	2-0-2	1	0	0	0	0	1
UTAH			did not play									
UC IRVINE			did not play									
at TCU	-	6	0-1	0-0	1-2	0-2-2	3	1	0	0	0	1
MERCER	-	14	1-6	0-0	0-0	1-5-6	3	2	1	1	0	2



#30 Lamont Arrington

6-11 • 230 • Senior • Forward/Center

Detroit, Mich./Osborn HS/Schoolcraft College [Michigan]

Intended college major is sociology

2005-06 NOTES

Has played a limited role so far this season ... Played seven of nine games averaging 1.3 points, 1.3 rebounds ... Tied a career-best eight points against Mercer (dec. 22), also grabbed three rebounds ... Scored first point of the season at TCU (Dec. 20) ... One of 10 seniors and one of four second-year players ... Tallest player (6'11") in the program and the eighth tallest in CU history

... Gives the Buffaloes size in the paint and around the basket.

Coach Patton says, "He's a guy with length; has added some bulk and strength; should help us in the post position."

2004-05

Saw action in 25 games with seven starts ... Averaged 1.9 points and 1.4 rebounds a game ... Shot 22-of-34 from the field (.647) ... In seven starts averaged 2.3 points and 2.3 rebounds ... Made three conference starts (at Oklahoma, Jan. 8; Nebraska, Jan. 12; at Missouri, Feb. 22) ... Started five games in a row (Dec. 28-Jan. 12) ... Season-best 28 minutes at Richmond (Jan. 4) ... Tied Big 12 high with 19 minutes at Missouri, at Oklahoma ... College debut scored six points and six rebounds ... Recorded a season-best eight points on four field goals in 28 minutes against the Spiders ... Conference best four rebounds (three defensive) at Mizzou ... Helped block personal-best three shots vs. Nebraska (team had 10 overall) ... Returned home to the Detroit area and started at Michigan in second game of the season in the Preseason NIT ...

SCHOOLCRAFT COLLEGE

All-Region 12 first team ... Played in Region 12 All-Star Game ... Averaged 9.2 points (285) and 6.2 rebounds (195) a game last season ... Led Schoolcraft to a 27-4 record and final No. 18 ranking among NJCAA schools ... Member of conference and state championship teams ... Team was a preseason rank of ninth in the preseason Magazine and 20th in the preseason NJCAA.

PERSONAL

Born Lamont Anthony Arrington on Dec. 16, 1982, in Detroit, Mich. ... Son of Lamont, Sr. and Brenda Arrington ... Has three sisters, Lamonica (25), LaBrenda (23), Latoya (20) ... Nickname is "L.A." ... Originally signed a letter of intent with Houston and was released from it when there was a coaching change ... Future endeavors include being a teacher and a coach ... Also recruited by Cincinnati, Houston, Purdue, and Wyoming ... Future ambitions are owning his own business/becoming a teacher ... Prior to last season, NBA Draft Net scouting service ranked him the ninth best center in the country ... Schoolcraft College is a member of the National Junior College Athletic Association and the Michigan Community College Athletic Association.

Game-by-Game Stats

Game	GS	Min	FGs	3FGs	FTs	O-D-Reb	Pf	A	To	BL	ST	Pts
UNC WILMINGTON		did not play										
at Colorado State		did not play										
vs. Saint Mary's	-	3	0-0	0-0	0-0	0-1-1	0	0	0	0	0	0
at Penn	-	1	0-0	0-0	0-0	0-0-0	0	0	0	0	0	0
CAL POLY	-	4	0-1	0-0	0-0	2-1-3	0	0	0	0	0	0
UTAH	-	5	0-1	0-0	0-0	1-0-1	2	0	0	0	1	0
UC IRVINE	-	1	0-0	0-0	0-0	0-0-0	2	0	1	0	0	0
at TCU	-	4	0-0	0-0	1-2	0-1-1	0	0	0	0	0	1
MERCER	-	12	4-6	0-0	0-1	0-3-3	1	0	1	0	0	8

Career Statistics

Year	GP	GS	Min	Avg	FG	FGA	Pct	3FG	3FGA	3Pct	FT	FTA	Pct	O	D	T	Avg	PF	FO	A	T	BS	ST	TP	Avg
2004-05	25	7	264	10.6	22	34	.647	0	0	.000	3	15	.200	13	23	36	1.4	43	1	5	22	13	10	47	1.9

Big 12 Conference Statistics

Year	GP	GS	Min	Avg	FG	FGA	Pct	3FG	3FGA	3Pct	FT	FTA	Pct	O	D	T	Avg	PF	FO	A	T	BS	ST	TP	Avg
2004-05	12	3	76	6.3	5	8	.625	0	0	.000	0	4	.000	4	7	11	0.9	14	0	0	6	4	0	10	0.8

Big 12 Post-Season Statistics

Year	GP	GS	Min	Avg	FG	FGA	Pct	3FG	3FGA	3Pct	FT	FTA	Pct	O	D	T	Avg	PF	FO	A	T	BS	ST	TP	Avg
2004-05	1	0	1	1.0	0	0	.000	0	0	.000	0	0	.000	0	0	0	0.0	0	0	0	0	0	0	0	0.0

Arrington's Season/Career Highs

Points	Season	8	Mercer	12/22/05
Career	8	twice		
Big 12	4	at Oklahoma		1/8/05
Field Goals	Season	4	Mercer	12/22/05
Career	4	twice		
Big 12	2	at Oklahoma		1/8/05
Field Goal Attempts	Season	6	Mercer	12/22/05
Career	6	College of Charleston		11/15/04
Big 12	3	at Oklahoma		1/8/05
Free Throws	Season	1	at TCU	12/20/05
Career	2	Gardner-Webb		12/28/04
Big 12	-			
Free Throw Attempts	Season	2	at TCU	12/20/05
Career	4	at Richmond		1/04/05
Big 12	3	at Kansas		2/12/05
Offensive Rebounds	Season	2	Cal Poly	12/3/05
Career	3	at Richmond		1/04/05
Big 12	1	four times		
Defensive Rebounds	Season	3	Mercer	12/22/05
Career	5	College of Charleston		11/15/04
Big 12	3	at Missouri		2/22/05
Rebounds	Season	3	twice	
Career	6	College of Charleston		11/15/04
Big 12	4	at Missouri		2/22/05
Assists	Season	-		
Career	2	Gardner-Webb		12/28/04
Big 12	-			
Blocked Shots	Season	2	Cal Poly	12/3/05
Career	3	Nebraska		1/12/05
Big 12	3	Nebraska		1/12/05
Steals	Season	1	Utah	12/7/05
Career	3	at Oregon State		12/4/04
Big 12	-			
Minutes Played	Season	12	Mercer	12/22/05
Career	28	at Richmond		1/04/05
Big 12	19	twice		



#32 Marcus King-Stockton
6-9 • 235 • Sophomore • Forward
Denver, Colo./Colorado Academy
 Open option major in CU's College of Arts and Sciences

2005-06
 Averages 11.7 minutes off the bench with 2.3 points and 3.3 rebounds a game ... Along with his physical presence in the paint, also provides a jump shot around the basket ... Grabbed seven rebounds on two occasions this season at Colorado State (Nov. 21) and at Penn (Nov. 29) ... Career-best five defensive rebounds at Penn ... Was one of three players to grab at least seven rebounds at Penn helping CU dominate the boards with a 50-28 advantage ... Returns as one of two sophomores ... Looks to be a starter and one of the first players off the bench ... Gives CU much needed size and strength in the post.

2004-05
 Averaged 2.3 points and 2.3 rebounds in 25 games played including one start ... Shot 20-of-37 from the field (.541) ... Best collegiate game came in home finale against Iowa State (Mar. 5) with nine points, seven rebounds and season-high 24 minutes ... First collegiate start vs. Radford (Dec. 23): 21 minutes, five rebounds, two points ... Season-best 11 points, eight rebounds and 4-of-4 from the field vs. UMKC (Dec. 21) ... 23 minutes at Missouri (Feb. 22) with three rebounds, two steals ... 22 minutes vs. Nebraska (Jan. 12) with season-high five offensive rebounds ... Five points, two rebounds vs. Colorado State (Dec. 18) ... Helped CU build first-half lead (nine points) against the Rams with three-point play on a dunk and free throw at 4:51.

HIGH SCHOOL
 Was a two-time captain junior and senior years ... Four-time most valuable player ... Three-time all-conference ... Lettered four times ... 2004 second team all-state selection ... Selected to play in the Colorado High School Coaches Association All-Star game; member of Colorado Select junior team ... Averaged 22.6 points and 8.4 rebounds ... All-Metro Senior of the Year ... Three-time all-Metro first team ... Second-team all-State ... McDonald's honorable mention.

PERSONAL
 Born Marcus Lamar King-Stockton on Nov. 18, 1985 in Denver, Colo. ... Son of Herman and Dorothy King-Stockton ... Has volunteered at various projects including Ronald McDonald House, Denver Rescue Mission, Children's Hospital and Curtis Park Community Center ... Also involved in the CEROC diversity club and the Links Crew, which helps freshmen in the transition to high school ... Competed on the Pan African Nurturing and Development Association team, which finished second in the annual interscholastic competition.

Game-by-Game Stats

Game	GS	Min	FGs	3FGs	FTs	O-D-Reb	Pf	A	To	BL	ST	Pts
UNC WILMINGTON	-	7	1-1	0-0	0-0	0-1-1	2	0	1	0	0	2
at Colorado State	-	23	2-6	0-0	0-0	4-3-7	4	0	2	2	0	4
vs. Saint Mary's	-	5	2-3	0-0	0-0	0-0-0	1	0	0	0	0	4
at Penn	-	11	1-3	0-0	0-0	2-5-7	2	3	0	1	1	2
CAL POLY	-	12	2-4	0-0	1-2	2-3-5	1	1	0	0	0	5
UTAH	-	14	2-2	0-0	0-0	3-0-3	3	3	1	1	0	4
UC IRVINE	-	10	0-1	0-0	0-0	1-1-2	1	0	1	0	0	0
at TCU	-	15	0-0	0-0	0-0	0-3-3	4	2	3	2	0	0
MERCER	-	8	0-2	0-0	0-0	1-1-2	1	0	1	0	0	0

Career Statistics

Year	GP	GS	Min	Avg	FG	FCA	Pct	3FG	3FCA	3Pct	FT	FTA	Pct	O	D	T	Avg	PF	FO	A	T	BS	ST	TP	Avg
2004-05	25	1	262	10.5	20	37	.541	0	0	.000	17	26	.654	34	23	57	2.3	23	0	11	6	13	7	57	2.3

Big 12 Conference Statistics


Year	GP	GS	Min	Avg	FG	FCA	Pct	3FG	3FCA	3Pct	FT	FTA	Pct	O	D	T	Avg	PF	FO	A	T	BS	ST	TP	Avg
2004-05	12	0	120	10.0	6	15	.400	0	0	.000	6	9	.667	15	13	28	2.3	9	0	0	3	7	5	18	1.5

Big 12 Post-Season Statistics

Year	GP	GS	Min	Avg	FG	FCA	Pct	3FG	3FCA	3Pct	FT	FTA	Pct	O	D	T	Avg	PF	FO	A	T	BS	ST	TP	Avg
2004-05	2	0	22	11.0	1	4	.250	0	0	.000	1	2	.500	3	2	5	2.5	5	0	3	0	0	0	3	1.5

King-Stockton's Season/Career Highs

Points	Season	5	Cal Poly	12/3/05
Career	11	UMKC	12/21/04	
Big 12	9	Iowa State	3/5/05	
Field Goals	Season	2	four times	
Career	4	UMKC	12/21/04	
Big 12	3	Iowa State	3/5/05	
Field Goal Attempts	Season	6	at Colorado State	11/21/05
Career	6	at Colorado State	11/21/05	
Big 12	4	Iowa State	3/5/05	
Free Throws	Season	1	Cal Poly	12/3/05
Career	3	three times		
Big 12	3	Iowa State	3/5/05	
Free Throw Attempts	Season	2	Cal Poly	12/3/05
Career	5	UMKC	12/21/04	
Big 12	3	Iowa State	3/5/05	
Offensive Rebounds	Season	4	at Colorado State	11/21/05
Career	5	twice		
Big 12	5	Nebraska	1/12/05	
Defensive Rebounds	Season	5	at Penn	11/29/05
Career	5	at Penn	11/29/05	
Big 12	3	Iowa State	3/5/05	
Rebounds	Season	7	twice	
Career	8	UMKC	12/21/04	
Big 12	7	Iowa State	3/5/05	
Assists	Season	3	twice	
Career	3	twice		
Big 12	2	Oklahoma State	3/11/05	
Turnovers	Season	3	at TCU	12/20/05
Career	3	at TCU	12/20/05	
Big 12	1	three times		
Blocked Shots	Season	2	twice	
Career	2	six times		
Big 12	2	twice		
Steals	Season	1	at Penn	11/29/05
Career	2	twice		
Big 12	2	at Missouri	2/22/05	
Minutes Played	Season	23	at Colorado State	11/21/05
Career	24	Iowa State	3/5/05	
Big 12	24	Iowa State	3/5/05	



#33 Julius Ashby
6-9 • 235 • Senior • Forward/Center
**Trinidad & Tobago/Bates Memorial HS/
 Marshalltown CC [Iowa]**
 Intended major is international affairs

Ashby's Season/Career Highs

Points			
Season	-		
Career	19	vs. Oklahoma State	3/11/05
Big 12	19	vs. Oklahoma State	3/11/05
Field Goals			
Season	-		
Career	9	vs. Oklahoma State	3/11/05
Big 12	9	vs. Oklahoma State	3/11/05
Field Goal Attempts			
Season	-		
Career	11	at Michigan	11/17/04
Big 12	10	vs. Oklahoma State	3/11/05
Free Throws			
Season	-		
Career	6	vs. Texas	3/10/05
Big 12	6	vs. Texas	3/10/05
Free Throw Attempts			
Season	-		
Career	7	twice	
Big 12	7	vs. Texas	3/10/05
Offensive Rebounds			
Season	-		
Career	8	at California	12/7/04
Big 12	6	at Iowa State	1/22/05
Defensive Rebounds			
Season	-		
Career	9	at California	12/7/04
Big 12	7	at Iowa State	1/22/05
Rebounds			
Season	-		
Career	17	at California	12/7/04
Big 12	13	at Iowa State	1/22/05
Fouls			
Season	-		
Career	5	four times	
Big 12	5	three times	
Assists			
Season	-		
Career	4	Oklahoma State	1/30/05
Big 12	4	Oklahoma State	1/30/05
Turnovers			
Season	-		
Career	4	at Michigan	11/17/04
Big 12	3	twice	
Blocked Shots			
Season	-		
Career	6	at Michigan	11/17/04
Big 12	4	at Iowa State	1/22/05
Steals			
Season	-		
Career	3	four times	
Big 12	3	Oklahoma State	1/30/05
Minutes Played			
Season	-		
Career	38	at Iowa State	1/22/05
Big 12	38	at Iowa State	1/22/05

2005-06 NOTES

Reinstated to play and could see his first action tonight against Mercer after being academically ineligible for the fall 2005 semester ... Played 11 minutes against Mercer (Dec. 22) in his first action scoring six points with five rebounds ... CU's success in the post depends on his durability and staying injury-free ... Runs the floor well; crashes the boards and finishes around the glass; excellent shot-blocker ... Coming off two impressive showings at the Big 12 Tournament ... Averaged 16.5 points, seven rebounds, 13-of-20 from the field (.650), including a tournament record from the field 9-of-10 shooting against the Cowboys.

Coach Patton says, "His success will depend on his ability to stay injury-free and remain focused throughout the season."

2004-05

Played 22 games with 19 starts ... Averaged 7.5 points and 6.0 rebound a game ... Missed seven games with a torn tendon (Dec. 23-Jan. 15) ... Led CU in rebounding seven times, including a conference-best 13 in overtime victory at Iowa State helping the Buffs win at Ames for the first time since 1991 (13 games) ... Grabbed a team-best 17 rebounds in victory at California (Dec. 7) along with 11 points for his collegiate double-double at CU ... Tied the school road record with six blocked shots at Michigan (Nov. 17) ... Six games with at least three blocked shots ... Owned two of CU's top blocked shot games (at Michigan and at Iowa State (4)) ... Led team in rebounding seven times (twice shared) ... Scored in double-digits seven times ... Made at least five field goals in a game, four times ... Team leader in offensive rebounding (57) and second in blocked shots (33) despite missing eight games.

PREVIOUS COLLEGE

2003-04 second-team all-conference selection ... Averaged 15 points, eight rebounds, and four blocked shots.

PERSONAL

Born Julius Euler Ashby on Sept. 16, 1982 in Trinidad and Tobago ... Son of Euclid Ashby and Bernadette Guisseppi of Port of Spain, Trinidad and Tobago.

Game-by-Game Stats

Game	GS	Min	FGs	3FGs	FTs	O-D-Reb	Pf	A	To	BL	ST	Pts
MERCER	-	11	2-5	0-0	2-2	2-3-5	0	1	0	0	0	6

Career Statistics

Year	GP	GS	Min	Avg	FG	FGA	Pct	3FG	3FGA	3Pct	FT	FTA	Pct	O	D	T	Avg	PF	FO	A	T	BS	ST	TP	Avg
2004-05	22	19	555	25.2	66	132	.500	0	0	.000	34	69	.493	57	76	133	6.0	64	4	16	34	33	20	166	7.5

Big 12 Conference Statistics

Year	GP	GS	Min	Avg	FG	FGA	Pct	3FG	3FGA	3Pct	FT	FTA	Pct	O	D	T	Avg	PF	FO	A	T	BS	ST	TP	Avg
2004-05	12	10	312	26.0	26	58	.448	0	0	.000	10	31	.323	30	34	64	5.3	36	3	11	20	20	9	62	5.2

Big 12 Post-Season Statistics

Year	GP	GS	Min	Avg	FG	FGA	Pct	3FG	3FGA	3Pct	FT	FTA	Pct	O	D	T	Avg	PF	FO	A	T	BS	ST	TP	Avg
2004-05	2	2	73	36.5	13	17	.765	0	0	.000	7	11	.636	7	7	14	7.0	8	0	0	2	0	2	33	16.5



#42 Antoine McGee

5-10 • 185 • Senior • Point-Guard

Moreno Valley, Calif./Mercersberg Academy [Pa.]

College major is economics ... Named an NCAA student-athlete leadership conference participant in Florida spring 2004

2005-06 NOTES

Has played in every game this season averaging 6.7 minutes in a reserve role ... Gives the team depth running the point with 13 assists ... Has played 99 of 100 career games over four-year career with 46 career starts, only game did not play was

last year's Big 12 Tournament game against Oklahoma State ... Has played 1,417 consecutive minutes without fouling out in a game, fourth all-time ... Ranks 23rd in assists (185) on the school's all-time list ... One of four seniors who has played previous three seasons in a Buffs uniform ... Brother Andre, a freshman, plays at Louisville.

Coach Patton says, "Antoine's been a solid young man in our program who will graduate this December (2005), we're looking for team leadership from him."

2004-05

Played in 29 games with six starts ... Backup point-guard ... 27 assists (0.9) ... Six starts (Kansas State, at Missouri, at Richmond, at Oklahoma, at Iowa State, Missouri) ... Scored a season-high five points vs. Colorado State (Dec. 18), including a 3-pointer in the first half ... His 3-pointer vs. the Rams was his first trey of the season since making his only one last year at CSU (Dec. 10, 2003) ... Scored four points against Gardner-Webb (Dec. 28) ... Also 16 steals, three of those at Utah (Dec. 30).

Game-by-Game Stats

Game	GS	Min	FGs	3FGs	FTs	O-D-Reb	Pf	A	To	BL	ST	Pts
UNC WILMINGTON	-	11	1-1	0-0	1-1	0-0-0	0	1	0	0	3	3
at Colorado State	-	7	0-1	0-1	0-0	0-0-0	1	0	1	0	0	0
vs. Saint Mary's	-	6	0-1	0-0	0-0	1-0-1	2	3	1	0	0	0
at Penn	-	2	0-0	0-0	0-0	0-0-0	0	0	0	0	0	0
CAL POLY	-	7	0-1	0-0	0-0	0-1-1	0	1	0	0	0	0
UTAH	-	1	0-0	0-0	0-0	0-0-0	0	0	0	0	0	0
UC IRVINE	-	2	0-0	0-0	0-0	0-0-0	0	0	0	0	0	0
at TCU	-	9	0-0	0-0	0-0	0-2-2	1	2	1	0	1	0
MERCER	-	15	0-2	0-1	1-2	0-1-1	1	6	2	0	1	1

Career Statistics

Year	GP	GS	Min	Avg	FG	FGA	Pct	3FG	3FGA	3Pct	FT	FTA	%	O	D	T	Avg	PF	FO	A	T	BS	ST	TP	Avg
2004-05	29	6	340	11.7	10	29	.345	2	4	.500	1	4	.250	5	26	31	1.1	38	0	27	18	1	16	23	0.8
2003-04	29	11	386	13.3	19	46	.413	1	2	.500	12	25	.480	4	21	25	0.9	52	0	50	29	1	9	51	1.3
2002-03	32	29	631	19.7	27	91	.297	6	24	.250	24	37	.649	8	36	44	1.4	55	0	95	43	1	19	84	2.6
TOTAL	90	46	1357	15.1	56	166	.337	9	30	.300	37	66	.560	17	83	100	1.1	145	0	172	90	3	44	158	1.8

Big 12 Conference Statistics

Year	GP	GS	Min	Avg	FG	FGA	Pct	3FG	3FGA	3Pct	FT	FTA	%	O	D	T	Avg	PF	FO	A	T	BS	ST	TP	Avg
2004-05	16	5	169	10.6	4	14	.286	1	2	.500	1	2	.500	2	9	11	0.7	21	0	12	7	1	5	10	0.6
2003-04	16	1	175	10.9	7	17	.412	0	1	.000	7	15	.467	2	13	15	0.9	26	0	25	13	0	5	21	1.3
2002-03	16	14	350	21.9	13	48	.271	2	11	.182	12	18	.667	3	20	23	1.4	31	0	46	24	1	12	40	2.5
TOTAL	48	20	694	14.5	24	79	.308	3	14	.214	20	35	.571	7	42	49	1.0	78	0	83	44	2	22	71	1.5

Big 12 Post-Season Statistics

Year	GP	GS	Min	Avg	FG	FGA	Pct	3FG	3FGA	3Pct	FT	FTA	%	O	D	T	Avg	PF	FO	A	T	BS	ST	TP	Avg
2004-05	1	0	4	4.0	0	1	.000	0	0	.000	0	0	.000	0	0	0	0.0	0	0	0	0	0	0	0	0.0
2003-04	1	0	12	12.0	1	3	.333	0	0	.000	0	0	.000	1	0	1	1.0	1	0	0	1	0	0	2	2.0
2002-03	2	2	20	10.0	0	2	.000	0	0	.000	2	2	1.00	0	1	1	0.5	4	0	2	1	0	0	2	1.0
TOTALS	4	2	36	8.0	1	6	.167	0	0	.000	2	2	1.00	1	1	2	0.7	5	0	2	2	0	0	4	1.0

McGee's Season/Career Highs

Points	Season	3	UNC Wilmington	11/18/05
Career	10	Oklahoma	2/25/04	
Big 12	10	Oklahoma	2/25/04	
Field Goals	Season	1	UNC Wilmington	11/18/05
Career	3	three times		
Big 12	3	twice		
Field Goal Attempts	Season	1	twice	
Career	7	twice		
Big 12	7	Kansas State	1/15/03	
Free Throws	Season	1	twice	
Career	4	Oklahoma	2/25/04	
Big 12	4	Oklahoma	2/25/04	
Free Throw Attempts	Season	2	Mercer	12/22/05
Career	8	Oklahoma	2/25/04	
Big 12	8	Oklahoma	2/25/04	
Offensive Rebounds	Season	1	St. Mary's	11/26/05
Career	1	18 times		
Big 12	1	seven times		
Defensive Rebounds	Season	2	at TCU	12/20/05
Career	4	twice		
Big 12	3	four times		
Rebounds	Season	2	at TCU	12/20/05
Career	5	UMKC	12/21/04	
Big 12	2	twice		
Three-Point Field Goals	Season	-		
Career	2	Kansas State	1/15/03	
Big 12	2	Kansas State	1/15/03	
Three-Point Attempts	Season	1	at Colorado State	11/21/05
Career	3	Kansas State	1/15/03	
Big 12	3	Kansas State	1/15/03	
Assists	Season	6	Mercer	12/22/05
Career	10	Stetson	11/24/02	
Big 12	7	Missouri	2/22/03	
Blocked Shots	Season	-		
Career	1	three times		
Big 12	1	twice		
Steals	Season	3	UNC Wilmington	11/18/05
Career	3	at Utah	12/30/04	
Big 12	2	Kansas State	2/26/05	
Minutes Played	Season	11	UNC Wilmington	11/18/05
Career	34	Kansas State	1/15/03	
Big 12	34	Kansas State	1/15/03	

Game 1

Colorado 73
UNC Wilmington 54
Nov. 18, 2005 Coors Events Center

BOULDER, Colo. (AP) - Chris Copeland's 20 points led Colorado past UNC Wilmington 73-54 Friday night, the Seahawks' first loss after three impressive wins in the Black Coaches Association Tournament.

Bufs coach Ricardo Patton, who has a .547 winning percentage and a .439 Big 12 mark in his decade in Boulder, improved to 10-0 in season openers.

Richard Roby, who led the Buffs with a 16-point average as a freshman last season, added 14 points, Jayson Obazuaye had 12 and Andy Osborn finished with 10. T.J. Carter's 12 points led the Seahawks (3-1).

With 6-9 post player Julius Ashby academically ineligible until the second semester, the Buffs turned to forwards Copeland, a junior, and Osborn, one of Colorado's nation-high 10 seniors on the roster, to control the paint and keep Wilmington from going 4-0 on its trip through the Rockies.

Copeland scored 10 first-half points - he had the only successful 3-pointer in nine tries by Colorado - and Osborn, who finished with eight boards, had eight points by halftime as the Buffs inched ahead 29-23.

The Seahawks, of the Colonial Athletic Association, have averaged better than 19 wins each of their three seasons under coach Brad Brownell. They were fresh off capturing the championship of the Black Coaches Association Tournament in Laramie, Wyo., with wins over Butler, Wyoming and North-western.

But instead of being in rhythm, they were tired. Both teams started out slowly with Wilmington shooting 39 percent (10-of-26) in the first half and Colorado 38 percent (11-of-29).

The Seahawks were within six at 38-32 when the Buffaloes, led by Copeland's five points, used an 18-2 run to take control. Antoine McGee's three-point play with 11:12 remaining made it 56-34.

Back-to-back baskets by Roby and Copeland's three-point play made it 68-44 with 3:46 left.

UNC WILMINGTON (3-1)

Player	FGs	3-pt	FT	O-D	R	F	TP	A	TO	B	S	Min	
Laue	f	4-8	2-3	0-2	2-1	3	4	10	1	2	1	0	18
Hendley	f	2-8	0-1	0-0	3-3	6	3	4	0	3	0	0	29
Wyrick	f	2-7	0-0	0-0	0-5	5	2	4	1	6	1	1	30
Goldsberry	g	3-4	1-2	0-0	1-0	1	4	7	6	2	0	1	26
Soyebo	g	0-3	0-1	0-0	0-3	3	2	0	3	5	0	1	21
Carter	4-9	2-6	2-2	0-1	1	1	12	1	5	0	0	0	25
Fountain	1-5	0-1	0-0	0-3	3	0	2	0	0	0	0	0	9
Lay	0-1	0-0	2-2	0-0	0	3	2	0	1	0	0	0	11
Miller	2-4	0-0	0-0	3-1	4	0	4	1	1	0	0	0	9
Grkovic	0-1	0-0	0-0	0-0	0	1	0	0	0	0	0	0	11
Kuljanin	4-4	0-0	1-2	1-1	2	4	9	0	1	0	0	0	11
Team					2-1	3							
Totals		22-54	5-14	5-8	12-19	31-24	54	13	26	2	3	200	

FG% 1st Hlf 10-26 38.5% 2nd Hlf 12-28 42.9% Game 40.7%
 3-Pt.FG% 1st Hlf 2-6 33.3% 2nd Hlf 3-8 37.5% Game 35.7%
 FT % 1st Hlf 1-2 50.0% 2nd Hlf 4-6 66.7% Game 62.5%
 deadball rebounds: 0

COLORADO (1-0)

Player	FGs	3-pt	FT	O-D	R	F	TP	A	TO	B	S	Min	
Osborn	f	4-10	0-4	2-2	3-5	8	3	10	1	0	3	3	34
Copeland	f	5-6	2-3	8-9	2-3	5	2	20	0	4	2	1	28
Obazuaye	g	5-10	0-2	2-6	2-5	7	2	12	3	5	1	2	31
Coleman	g	3-10	0-2	1-2	2-3	5	1	7	2	2	0	2	28
Roby	g	5-12	2-3	2-2	2-5	7	3	14	4	4	0	3	29
Eddy	1-1	0-0	1-2	2-0	2	0	3	0	0	0	0	0	8
Senger	0-0	0-0	0-0	0-0	0	0	0	0	0	0	0	1	2
Freeman	0-0	0-0	0-0	0-0	0	0	0	0	0	0	0	0	2
Hall	1-5	0-3	0-0	0-0	0	0	2	1	1	0	0	2	16
King-Stockton	1-1	0-0	0-0	0-1	1	2	2	0	1	0	0	0	7
McGee	1-1	0-0	1-1	0-0	0	0	3	1	0	0	0	3	11
Williams	0-0	0-0	0-0	0-0	0	1	0	0	0	0	0	0	4
Team					0-1	1							
Totals		26-56	4-17	17-24	13-23	36-14	73	12	17	6	7	200	

FG% 1st Hlf 11-29 37.9% 2nd Hlf 15-27 55.6% Game 46.4%
 3-Pt.FG% 1st Hlf 1-9 11.1% 2nd Hlf 3-8 37.5% Game 23.5%
 FT % 1st Hlf 6-8 75.0% 2nd Hlf 11-16 68.8% Game 70.8%
 deadball rebounds: 5

UNCW	23	31	54
Colorado	29	44	73

Officials: Rick Randall, Warren Evans, Chuck Hood
 Technicals: none. Attendance: 3268. Fouled out: none.

Game 2

Colorado 82
at Colorado State 83
Nov. 21, 2005 Moby Arena

FORT COLLINS, Colo. (AP) - Sophomore Sean Morris scored a career-best 34 points and his older brother, senior Michael Morris, sank two critical free throws with 10 seconds left as Colorado State beat Colorado, 83-82 Monday night. After the elder Morris' free throws made it 83-80, Chris Copeland inexplicably dished it inside to Martane Freeman, whose dunk made it 83-82.

The Buffs called timeout with 2.3 seconds left, and Cory Lewis' inbounds pass bounced off Jason Smith with 1.5 seconds left, giving the ball back to the Buffaloes underneath their basket.

Michael Harrison tipped Marcus Hall's inbounds pass to Smith, who dribbled out the clock, securing the Rams' 25th straight home opening victory and their first win over the Buffs since 1999, setting off a wild celebration at Moby Arena, where the students stormed the court.

Smith added 16 points for the Rams (2-0), who also got 10 points each from Harrison and Lewis. Hall added 12 points, seven assists and tied a career-best four steals.

Freeman's career-high 17 points off the bench and Copeland's 16 points led the Buffs (1-1), who saw a 74-66 lead with 7 1/2 minutes vanish when the Rams turned up their pressure defense.

Sean Morris tied it at 79 with 52 seconds left when he sank his school record-tying ninth 3-pointer.

Hall charged at the other end, then fouled Smith, whose two free throws with 26 seconds left gave the Rams the lead for good at 81-79.

Richard Roby (10 points) was fouled with 11 seconds left but missed one of two foul shots, leaving the Rams ahead by a point. After a timeout, Roby fouled Michael Morris, who calmly sank both free throws for an 83-80 lead.

The Buffs have long played a running style and they appeared set to extend their winning streak over the Rams to six for the first time since 1946-50 when they built an eight-point second half lead.

Andy Osborn (11 points) sank three 3-pointers in helping Colorado built a 43-40 halftime lead but he scored just two points in the second half.

COLORADO (1-1)

Player	FGs	3-pt	FT	O-D	R	F	TP	A	TO	B	S	Min	
Osborn	f	4-7	3-6	0-0	0-0	0	4	11	1	2	0	0	25
Copeland	f	7-12	1-3	1-4	2-3	5	1	16	2	0	0	1	31
Obazuaye	g	3-9	0-1	1-2	2-3	5	5	7	3	2	0	2	24
Coleman	g	2-4	1-1	0-0	2-0	2	2	5	3	4	0	0	14
Roby	g	3-6	1-3	3-6	1-2	3	1	10	3	1	0	1	22
Eddy	0-0	0-0	0-0	0-0	0	0	0	0	0	0	0	0	1
Freeman	6-8	0-1	5-6	1-1	2	3	17	2	0	1	3	24	
Hall	5-8	1-2	1-1	1-2	3	4	12	7	4	0	4	29	
King-Stockton	2-6	0-0	0-0	4-3	7	4	4	0	2	2	0	23	
McGee	0-1	0-1	0-0	0-0	0	1	0	0	1	0	0	7	
Team					2-3	5							
Totals		32-61	7-18	11-19	15-17	32-25	82	21	16	3	11	200	

FG% 1st Hlf 15-31 48.4% 2nd Hlf 17-30 56.7% Game 52.5%
 3-Pt.FG% 1st Hlf 6-10 60.0% 2nd Hlf 1-8 12.5% Game 38.9%
 FT % 1st Hlf 7-10 70.0% 2nd Hlf 4-9 44.4% Game 57.9%
 deadball rebounds: 5

COLORADO STATE (2-0)

Player	FGs	3-pt	FT	O-D	R	F	TP	A	TO	B	S	Min	
Smith	f	5-8	0-0	6-9	0-6	6	3	16	5	6	1	3	35
Harrison	f	4-9	0-0	2-5	2-3	5	3	10	6	3	3	2	37
Morris, S.	g	10-18	9-16	5-6	1-4	5	1	34	1	3	0	1	31
Lewis	g	4-7	2-4	0-0	0-0	0	4	10	0	4	0	1	33
Morris, M.	g	1-3	0-2	3-4	2-1	3	1	5	7	2	2	0	27
Clark	0-0	0-0	2-2	0-0	0	0	2	1	0	0	0	0	8
Harris	0-0	0-0	0-0	0-2	2	2	0	0	0	0	0	0	5
Robinson	0-2	0-0	0-0	2-0	2	0	0	0	1	0	0	11	
Patterson	0-0	0-0	0-0	1-0	1	0	0	0	0	0	0	0	2
Brown	0-0	0-0	0-0	0-0	0	0	0	0	0	0	0	0	0
Gilling	2-3	2-3	0-0	0-0	0	1	6	0	1	0	0	11	
Team					3-1	4							
Totals		26-50	13-25	18-26	11-17	28-17	83	20	20	6	7	200	

FG% 1st Hlf 15-29 51.7% 2nd Hlf 11-21 52.4% Game 52.0%
 3-Pt.FG% 1st Hlf 7-15 46.7% 2nd Hlf 6-10 60.0% Game 52.0%
 FT % 1st Hlf 3-4 75.0% 2nd Hlf 15-22 68.2% Game 69.2%
 deadball rebounds: 4

Colorado	43	39	82
Colorado St.	40	43	83

Officials: Steve Welmer, Mark Whitehead, Rick Hartzell
 Technicals: none. Attendance: 3268. Fouled out: none.

Game 3

Colorado 73
Saint Mary's 54
Nov. 26, 2005 Pepsi Center

DENVER, Colo. (AP) - Richard Roby scored 17 of his 29 points in the first half and Colorado cruised to a 73-54 win over Saint Mary's on Saturday night in the Colorado Classic.

Roby, who averaged 16 points as a freshman, had started the season in somewhat of a slump, averaging just 12 points in the Buffs' 1-1 start that included a last-second loss to archrival Colorado State.

So, Roby stayed in the gym after practice to work on his game and it paid off at the Pepsi Center.

He was 4-of-7 from beyond the arc and also grabbed six rebounds off the defensive glass and stole the ball three times.

Dominique Coleman added 10 points for the Buffs, who improved to 5-1 against the Gaels of the West Coast Conference. Marcus Hall added a season-best eight assists, while freshman Calvin Williams came off the bench to grab seven rebounds.

Daniel Kickert's 22 points led the Gaels (1-1), who had a height advantage but couldn't keep up with the Buffs' paced tempo led by Roby and quickly fell behind.

The Buffaloes (2-1) jumped out to a 40-26 halftime lead thanks to Roby's 17 points, two steals and a blocked shot. He was also 3-for-3 from three-point range.

The Gaels cut the deficit to single digits on Brett Collin's basket that made it 49-40 with 11 minutes left, but the Buffs quickly put to rest any hope of a comeback when Coleman slammed back-to-back baskets.

Colorado rebuilt its cushion to 67-49 on consecutive fastbreak buckets by Marcus King-Stockton with 3 1/2 minutes remaining.

Collins had 16 points and 11 boards for Saint Mary's.

SAINT MARY'S (1-1)

Player	FGs	3-pt	FT	O-D	R	F	TP	A	TO	B	S	Min	
Kickert	f	8-16	3-6	3-3	1-2	3	3	22	0	4	0	2	33
Collins	f	7-17	0-1	2-6	5-6	11	1	16	1	3	0	1	34
Rhalimi	c	1-2	0-0	0-0	0-4	4	1	2	0	1	0	0	7
DaSilva	g	1-4	1-3	0-0	1-3	4	1	3	1	5	1	0	25
Golden	g	0-2	0-1	0-0	0-3	3	4	0	0	1	1	1	19
Bond	0-2	0-1	0-0	0-0	0	0	0	0	0	0	0	0	6
White	0-1	0-1	3-4	0-0	0	1	3	0	0	0	0	0	6
Hunter	1-2	0-0	1-3	1-2	3	2	3	1	1	0	2	19	
O'Leary	0-3	0-2	0-0	1-3	4	1	0	0	2	0	0	0	11
McCaughy	0-0	0-0	0-0	0-0	0	0	0	1	0	0	0	0	7
Simpson	1-5	0-2	1-4	2-3	5	1	3	0	2	1	0	15	
Walberg	0-0	0-0	0-0	0-0	0	0	0	0	0	0	0	0	2
Sholberg	0-0	0-0	2-4	0-1	1	2	2	0	2	1	0	16	
Team					1-3	4							
Totals		19-54	4-17	12-24	12-30	42-17	5						

Game 4

Colorado 78
at Penn 60
Nov. 29, 2005 The Palestra

PHILADELPHIA, Pa. - Sophomore guard Richard Roby and senior forward Chris Copeland scored 22 and 20 points, respectively leading the University of Colorado Buffaloes to 78-60 victory over the University of Pennsylvania at The Palestra.

CU/Penn played the first 20 minutes of play all even and went to the intermission with a 37-37 tie. Unfortunately for the Quakers, they went ice cold during the second half, and the Buffaloes took advantage to earn the 18-point win.

After shooting nearly 44 percent from the field during the first stanza, Penn (2-1) went just 9-of-31 (29.0 percent) in the second half including 2-of-15 (13.3 percent) from three-point land. CU on the other hand was 15-of-33 (45.5 percent) and an impressive 8-of-10 (.800) from the free throw line.

CU (3-1) jumped all over Penn to start the game, scoring nine of the game's first 10 points. However, the Quakers responded with an 8-3 run to draw within three, then reeled off 11 unanswered points to lead 20-16.

Roby led a five-point Colorado run that gave the Buffs back the lead, but after the teams traded buckets Penn went on another 11-point streak that pushed its lead to 33-23. Roby was again on display, though, scoring 10 points as CU climbed back to tie the game at the break. At the half Roby had 17 points and had missed just one of his 11 shots from the field (4-of-5 field goals including 3-of-3 three-pointers, 6-of-6 free throws).

The Buffs scored seven of the first 10 points in the second half to take a 44-40 lead, then extended that advantage to 50-42 as the Quakers missed several opportunities. Penn was within nine points with seven minutes left (57-48), but Colorado dropped seven of the next eight points to make its lead 15 (64-49) and Penn never got inside double digits after that.

Senior guard Jayson Obazuaye led the CU dominance on the glass with a game-high and career-high nine rebounds helping CU to a 50-28 advantage. Copeland added seven rebounds along with sophomore Marcus King-Stockton tying a personal-best seven boards.

COLORADO (3-1)

Player	FGs	3-pt	FT	O-D	R	F	TP	A	TO	B	S	Min
Osborn	f	3-7	2-4	0-0	4	3	8	0	3	0	0	21
Copeland	f	7-11	2-4	4-4	2-5	4	4	20	0	3	0	25
Obazuaye	g	2-9	0-1	0-0	2-7	9	2	4	2	2	0	31
Hall	g	4-8	0-1	0-0	1-1	2	2	8	3	2	0	28
Roby	g	5-10	4-4	8-8	0-4	4	4	22	5	2	1	33
Eddy	g	0-1	0-1	0-1	1-1	2	1	0	0	0	0	5
Senger	g	0-0	0-0	0-0	0-2	2	1	0	0	0	0	8
Coleman	g	3-4	0-0	0-1	0-4	4	0	6	1	1	0	17
Freeman	g	2-4	0-0	4-6	2-0	2	4	8	1	3	0	14
Williams	g	0-0	0-0	0-0	1-1	2	0	0	2	0	0	1
Arrington	g	0-0	0-0	0-0	0-0	0	0	0	0	0	0	1
King-Stockton	g	1-3	0-0	0-0	2-5	7	2	2	3	0	1	11
McGee	g	0-0	0-0	0-0	0-0	0	0	0	0	0	0	2
Team					1-4	5						
Totals		27-57	8-15	16-20	12-38	50	23	78	15	18	2	9 200

FC% 1st Hlf 12-24 50.0% 2nd Hlf 15-33 45.5% Game 47.4%
 3-Pt.FG% 1st Hlf 5-9 55.6% 2nd Hlf 3-6 50.0% Game 53.3%
 FT % 1st Hlf 8-10 80.0% 2nd Hlf 8-10 80.0% Game 80.0%
 deadball rebounds: 1

PENN (2-1)

Player	FGs	3-pt	FT	O-D	R	F	TP	A	TO	B	S	Min
Danley	f	4-9	0-0	6-10	1-5	6	3	14	5	0	1	32
Ebiede	f	2-4	1-2	0-0	0-2	2	4	5	1	1	0	22
Grandieri	g	0-2	0-1	0-1	2-5	7	1	0	4	2	0	30
Jaaber	g	7-12	2-4	0-2	1-2	3	4	16	2	1	0	27
Osmundson	g	3-14	2-9	3-6	1-2	3	1	11	2	4	0	36
Egee	g	0-1	0-1	0-0	0-0	0	0	0	0	0	0	1
Whitehurst	g	3-7	1-4	0-0	0-0	0	4	7	2	1	0	15
Franklin	g	0-0	0-0	0-0	0-0	0	0	0	0	0	0	1
Zoller	g	3-8	0-2	1-2	2-2	4	2	7	0	0	0	22
McMahon	g	0-4	0-4	0-0	0-1	1	1	0	2	0	0	9
Votel	g	0-0	0-0	0-0	0-0	0	1	0	0	1	0	5
Team					2	2						
Totals		22-61	6-27	10-21	7-21	28	21	60	16	12	1	8 200

FC% 1st Hlf 13-30 43.3% 2nd Hlf 9-31 29.0% Game 36.1%
 3-Pt.FG% 1st Hlf 4-12 33.3% 2nd Hlf 2-15 13.3% Game 22.2%
 FT % 1st Hlf 7-11 63.6% 2nd Hlf 3-10 30.0% Game 47.6%
 deadball rebounds: 5

Colorado	37	41	78
Penn	37	23	60

Officials: Rich Giallella, Alvin Cox, Ron Tyburnski
 Technicals: Freeman. Attendance: 6249. Fouled out: none.

Game 5

Colorado 93
Cal Poly 75
Dec. 3, 2005 Coors Events Center

BOULDER - The University of Colorado men's basketball team placed all five of its starters in double figures led with 17 points each by Andy Osborn and Richard Roby as the Buffaloes cruised to a 93-75 victory over Cal Poly at the Coors Events Center.

With the win, CU improves to 4-1, having won its last three in a row, while the Mustangs drop their fourth straight and fall to 1-4.

Other starters who reached double figures for the Buffs were Jayson Obazuaye (13 pts.), Chris Copeland (12 pts.) and Marcus Hall, who finished the game with 11 points and five assists.

"It was a good game, a good win," said CU head coach Ricardo Patton. "There was some good, but some bad. But, overall, I thought the guys played fairly well. In fact, we had only five turnovers."

The Buffaloes raced out to a 45-39 advantage at the intermission on 51.5 percent shooting (17-of-33), getting balanced scoring from all five of its starters, including Roby and Osborn with nine points apiece.

Midway through the first half, CU rallied from its biggest deficit of the game (four points) with a 9-0 run over the next two minutes, pushing its lead to eight points (31-23).

In the second half, CU continued to hold its advantage over the Mustangs, extending its lead to 22 points with five minutes remaining as Osborn hit his fourth three-pointer of the game and an 87-65 lead.

Osborn also recorded his second career double-double in a CU uniform, grabbing 10 rebounds to go with his 17 points. Osborn's 10 boards helped CU dominate the Mustangs under the basket with a 46-33 advantage.

CAL POLY (1-4)

Player	FGs	3-pt	FT	O-D	R	F	TP	A	TO	B	S	Min
Stephenson	f	3-9	1-3	1-3	5-7	12	1	8	1	2	1	31
Leavitt	f	7-10	1-2	2-3	2-3	5	3	17	1	3	3	29
Whiten	g	4-11	4-9	0-0	0-0	1	4	12	1	2	0	27
Thomas	g	4-9	1-4	0-1	0-4	4	3	9	5	5	0	34
Stockalper	g	7-9	3-4	0-0	1-3	4	2	17	3	1	0	27
Osborn	g	0-2	0-1	0-0	0-3	3	1	0	1	0	0	11
Henry	g	1-1	1-1	0-0	0-0	0	1	3	0	0	0	6
Socci	g	1-1	0-0	2-2	0-0	0	1	4	0	0	0	7
McGinn	g	2-4	1-2	0-0	1-1	2	0	5	2	0	0	16
Thurrow	g	0-2	0-0	0-0	0-0	0	3	0	1	0	0	12
Team					1-1	2						
Totals		29-58	12-26	5-9	10-23	33	19	75	13	15	4	2 200

FC% 1st Hlf 15-29 51.7% 2nd Hlf 14-29 48.3% Game 50.0%
 3-Pt.FG% 1st Hlf 8-16 50.0% 2nd Hlf 4-10 40.0% Game 46.2%
 FT % 1st Hlf 1-1 100.0% 2nd Hlf 4-8 50.0% Game 55.6%
 deadball rebounds: 0

COLORADO (4-1)

Player	FGs	3-pt	FT	O-D	R	F	TP	A	TO	B	S	Min
Osborn	f	6-11	4-9	1-2	5-5	10	0	17	1	1	2	0 32
Copeland	f	4-9	0-3	4-9	3-2	5	2	12	1	0	1	2 23
Obazuaye	g	6-8	0-0	1-3	3-1	4	0	13	1	0	1	25
Hall	g	5-9	1-4	0-0	0-2	2	3	11	5	1	0	1 22
Roby	g	7-13	2-4	1-2	1-6	7	1	17	4	0	0	2 26
Eddy	g	1-4	0-1	1-2	0-0	0	0	3	0	0	0	1 7
Carder	g	1-2	1-2	0-0	1-1	1	0	3	0	0	0	4
Senger	g	0-1	0-0	0-0	0-0	0	0	0	0	1	0	0 3
Coleman	g	2-7	0-3	1-1	1-2	3	1	5	4	2	0	3 20
Freeman	g	2-2	0-0	2-2	3-0	3	2	6	1	0	0	0 11
Williams	g	0-3	0-1	1-2	2-0	2	1	1	0	0	0	0 4
Arrington	g	0-1	0-0	0-0	2-1	3	0	0	0	0	0	2 0 4
King-Stockton	g	2-4	0-0	1-2	2-3	5	1	5	1	0	0	0 12
McGee	g	0-1	0-0	0-0	0-1	1	0	0	1	0	0	0 7
Team												
Totals		36-75	8-27	13-25	22-24	46	11	93	19	5	6	10 200

FC% 1st Hlf 17-33 51.5% 2nd Hlf 19-42 45.2% Game 48.0%
 3-Pt.FG% 1st Hlf 4-12 33.3% 2nd Hlf 4-15 26.7% Game 29.6%
 FT % 1st Hlf 7-12 58.3% 2nd Hlf 6-13 46.2% Game 52.0%
 deadball rebounds: 6

Cal Poly	39	36	75
Colorado	45	48	93

Officials: Larry Rose, Terry Davis, Joe Townsell
 Technicals: Cal Poly team. Attendance: 1559. Fouled out: none.

Game 6

Colorado 76
Utah 52
Dec. 7, 2005 Coors Events Center

BOULDER (AP) - Sophomore guard Richard Roby collected his third career double-double of 19 points and 10 rebounds leading Colorado to a 76-52 home win Wednesday night at the Coors Events Center.

Chris Copeland added 16 points as Colorado (5-1) extended its winning streak to four. Bryant Markson and Chris Jackson led Utah (4-2) with 13 and 12 points, respectively.

"That was a great win," said Colorado head coach Ricardo Patton. "Utah is a really good basketball team. We had a lot of different lineups and everybody contributed. Like always, we need to take a look at the tape and try to improve."

The Utes had won the last two meetings between the two teams, but struggled with 17 turnovers and were only 2-for-14 in 3-pointers as they scored a season-low 16 points in the first half.

Colorado started the second half making 2-of-7 shots, allowing Utah to cut a 17-point halftime deficit to 38-31 on a 3-pointer and a layup by Johnnie Bryant five minutes into the half.

Martane Freeman hit two straight shots after a driving layup by Marcus Hall to put the Buffaloes back up by 44-31.

Two free throws by Copeland capped a 6-0 run to give Colorado its biggest lead, 56-37, with 8:21 left. Utah got as close as 66-51 in the remaining three minutes on a layup by Ricky Johns.

Colorado started slowly, missing 14-of-15 shots to start the game and trailed 10-3 after a layup by Utah's Luke Nevill. But the Buffaloes began finding their range from beyond the 3-point arc, connecting on seven 3-pointers, three by Roby and outscored Utah, 30-6 over the last 11:57 of the first half to lead 33-16. Colorado was 12-for-37 on 3-pointers.

Copeland and Marcus Hall had two 3-pointers each in the first period. In contrast, the Utes were 0-for-4 on 3-pointers and shot 33 percent against a suffocating defense that also forced 11 turnovers.

UTAH (4-2)

Player	FGs	3-pt	FT	O-D	R	F	TP	A	TO	B	S	Min
Markson	f	4-10	0-2	5-5	3-2	5	4	13	2	3	0	1 32
Green	f	1-6	1-4	0-0	1-4	5	2	3	2	4	0	1 26
Jackson	c	6-9	0-1	0-4	2-5	7	1	12	0	0	1	0 19
Bryant	g	2-8	1-3	0-0	0-6	6	0	5	0	2	0	1 34
Drisdorn	g	0-2	0-1	0-1	0-2	2	3	0	0	2	0	0 18
Borha	g	3-5	0-1	1-2	1-3	4	3	7	3	3	0	1 18
Iverson	g	0-0	0-0	0-0	0-0	0	0	0	0	0	0	0 5
Johns	g	1-2	0-1	0-1	0-1	1	0	2	0	0	0	0 16
Nevill	g	3-5	0-0	1-1	1-3	4	2	7	0	2	0	0 21
Langvad	g	1-3	0-1	1-2	0-0	0	0	3	0	1	0	1 11
Team					1	1						
Totals		21-50	2-14	8-16	9-26	35	15	52	7	17	1	5 200

FC% 1st Hlf 8-24 33.3% 2nd Hlf 13-26 50.0% Game 42.0%
 3-Pt.FG% 1st Hlf 0-4 0.0% 2nd Hlf 2-10 20.0% Game 14.3%
 FT % 1st Hlf 0-2 0.0% 2nd Hlf 8-14 57.1% Game 50.0%
 deadball rebounds: 4

COLORADO (5-1)

Player	FGs	3-pt	FT	O-D	R	F	TP
--------	-----	------	----	-----	---	---	----

Game 7
Colorado 96
UC Irvine 80
Dec. 18, 2005 Coors Events Center

BOULDER (AP) - Richard Roby scored 20 points and Martane Freeman added a career-high 17 as Colorado extended its winning streak to five games with a 96-80 victory over UC Irvine.

Marcus Hall contributed 14 points and five assists. Colorado (6-1) has won all seven meetings between the two teams. "It was a great win, especially under these circumstances," said CU head coach Ricardo Patton. "I know the guys have been pressed this week with exams and we haven't even practiced in our own gym. With all the distractions this week I am very proud that we continue to be a good basketball team. Any time you shoot that good there is a good chance of winning."

The win spoiled the homecoming of Denver native Ross Schraeder, who had 26 points to lead UC Irvine (4-4). The Anteaters, who had an impressive road win at Stanford, hadn't played since Dec. 3. The rustiness showed.

Colorado withstood several Anteater runs in the second half, the first when Nic Campbell scored seven straight points to reduce the lead to 56-51. Dominique Coleman's jumper capped a 6-0 run for the Buffaloes to help them pull away.

A conventional three-point play by Darren Fells made it a five-point game again, only to see Freeman respond with a 3-pointer. A layup from Coleman helped Colorado put its lead back to 69-59.

UC Irvine made its final run at Colorado when baskets by Mark Kelley and Campbell (18 points) got them within 77-71 with 6:25 left. Roby nailed a 3-pointer and Freeman converted two free throws, and the Buffaloes' lead was never under nine points over the final 5:36.

The Buffaloes were 20-of-24 from the free throw line, also made 10 3-pointers for the game and placed six players with 10 or more points. The CU bench recorded their most points of the season pouring in a season-best 34 points.

UC IRVINE (4-4)

Player	FGs	3-pt	FT	O-D	R F	TP	A	TO	B	S	Min	
Campbell f	6-10	3-6	3-4	0-2	2	3	18	5	3	0	2	36
Kelley f	3-7	0-0	0-0	0-6	6	3	6	2	2	0	0	20
Armstrong g	2-4	1-2	2-2	0-1	1	3	7	2	1	0	0	25
Fitzgerald g	4-9	0-3	1-2	0-3	3	2	9	7	6	0	3	33
Schraeder g	11-12	3-3	1-1	1-3	4	3	26	0	1	0	1	35
Green	0-1	0-0	0-0	0-1	1	0	0	0	0	0	0	6
Sanders	0-0	0-0	1-2	0-1	1	0	1	0	0	0	0	2
Price	0-0	0-0	0-0	0-1	1	0	0	2	0	0	0	7
Templeton	2-5	2-4	0-0	1-0	1	3	6	2	1	0	0	14
Fells	2-5	0-0	3-5	0-2	2	5	7	3	1	0	0	15
Metelski	0-0	0-0	0-1	0-2	2	0	0	0	0	0	0	7
Team					1	1	2					
Totals	30-53	9-18	11-17	3-23	26	22	80	21	17	0	6	200

FC% 1st Hlf 13-27 48.1% 2nd Hlf 17-26 65.4% Game 56.6%
 3-Pt.FG% 1st Hlf 6-12 50.0% 2nd Hlf 3-6 50.0% Game 50.0%
 FT % 1st Hlf 4-8 50.0% 2nd Hlf 7-9 77.8% Game 64.7%
 deadball rebounds: 2

COLORADO (6-1)

Player	FGs	3-pt	FT	O-D	R F	TP	A	TO	B	S	Min	
Osborn f	3-9	1-5	3-4	3-4	7	0	10	2	0	0	29	
Copeland f	2-6	1-3	0-0	0-4	4	3	5	0	0	1	16	
Obazuaye g	6-9	1-2	0-0	1-3	4	5	13	4	1	0	23	
Hall g	5-11	2-5	2-2	1-0	1	1	14	5	2	0	32	
Roby g	6-10	3-6	5-6	0-4	4	2	20	3	1	2	30	
Eddy	0-1	0-0	0-0	1-0	1	1	0	0	1	0	6	
Senger	1-4	0-0	2-2	3-2	5	0	4	1	0	0	6	
Coleman	5-6	0-1	3-4	1-5	6	0	13	3	2	0	21	
Freeman	5-7	2-4	5-6	0-1	1	3	17	1	2	0	3	24
Arrington	0-0	0-0	0-0	0-0	0	2	0	0	1	0	1	0
King-Stockton	0-1	0-0	0-0	1-1	2	1	0	0	1	0	0	10
McGee	0-0	0-0	0-0	0-0	0	0	0	0	0	0	0	2
Totals	33-64	10-26	20-24	11-24	35	18	96	19	12	3	132	

FC% 1st Hlf 17-36 47.2% 2nd Hlf 16-28 57.1% Game 51.6%
 3-Pt.FG% 1st Hlf 6-13 46.2% 2nd Hlf 4-13 30.8% Game 38.5%
 FT % 1st Hlf 7-9 77.8% 2nd Hlf 13-15 86.7% Game 83.3%
 deadball rebounds: 1

UC Irvine	36	44	80
Colorado	47	49	96

Officials: Rick Randall, Chuck Hood, Terry Davis
 Technicals: none. Attendance: 1416. Fouled out: Fells, Obazuaye.

Game 8
Colorado 77
at TCU 59
Dec. 20, 2005 Daniel-Meyer Coliseum

FORT WORTH, Texas (AP) - Richard Roby scored 15 of his 17 points in the first half to lead four Buffaloes in double figures as Colorado posted a 77-59 victory over TCU at the Daniel-Meyer Coliseum.

The Horned Frogs saw their two-game winning streak snapped as they fell for the first time since Dec. 7 versus Tulane.

Colorado improved to 7-1, equaling its best start since the 1989-90 campaign.

TCU senior forward Chudi Chinweze made his season debut and totaled six points and six rebounds in 18 minutes. Chinweze had been sidelined since Dec. 9, 2004 with a knee injury.

Led by Chinweze, the Frogs' bench outscored the Colorado reserves 26-10. Ten of the 11 Frogs who saw action broke into the scoring column.

The Buffaloes scored the game's opening six points, all from Roby, in taking a 9-2 lead to start the contest. Roby scored 11 of Colorado's opening 14 points.

The Buffaloes took their largest lead of the first half at 30-20 on a jumper by Jayson Obazuaye (13 points) with 3:23 to play. Colorado led 36-27 at the intermission.

The Buffaloes then opened the second half with an 11-2 spurt to extend their advantage to 47-29 on a Marcus Hall (17 points) layup. Chris Copeland added 14 points, all in the second half for CU.

Colorado shot 49.1 percent for the game, including 51.5 in the second half, while limiting TCU to a 30.5 mark.

The Frogs (3-7) had a 15-11 edge in offensive rebounding. Colorado held a 43-36 overall advantage on the boards. Judson Stubbs topped TCU with seven rebounds.

COLORADO (7-1)

Player	FGs	3-pt	FT	O-D	R F	TP	A	TO	B	S	Min	
Osborn f	2-4	2-4	0-0	1-1	2	2	6	3	0	3	0	16
Copeland f	6-11	2-5	0-1	0-4	4	3	14	1	1	1	24	
Obazuaye g	6-8	0-0	1-2	2-5	7	2	13	2	2	0	23	
Hall g	7-10	2-2	1-1	1-1	2	3	17	2	3	0	28	
Roby g	6-13	1-4	4-6	0-3	3	2	17	1	5	0	1	28
Eddy	0-2	0-2	4-4	2-5	7	2	4	2	3	0	1	18
Boydock	0-1	0-0	0-0	0-0	0	0	0	0	0	0	0	1
Senger	0-0	0-0	2-2	0-1	1	1	2	1	1	0	0	6
Coleman	1-5	0-2	0-0	3-2	5	3	2	0	2	0	2	15
Freeman	0-2	0-2	0-0	0-0	0	0	0	0	1	0	0	7
Williams	0-1	0-0	1-2	0-2	2	3	1	1	0	0	0	6
Arrington	0-0	0-0	1-2	0-1	1	0	1	0	0	0	0	4
King-Stockton	0-0	0-0	0-0	0-3	3	4	0	2	3	2	0	15
McGee	0-0	0-0	0-0	0-2	2	1	0	2	1	0	1	9
Team					2	2	4					
Totals	28-57	7-21	14-20	11-32	43	26	77	17	23	6	6	200

FC% 1st Hlf 11-24 45.8% 2nd Hlf 17-33 51.5% Game 49.1%
 3-Pt.FG% 1st Hlf 2-10 20.0% 2nd Hlf 5-11 45.5% Game 33.3%
 FT % 1st Hlf 12-16 75.0% 2nd Hlf 2-4 50.0% Game 70.0%
 deadball rebounds: 1

TCU (3-7)

Player	FGs	3-pt	FT	O-D	R F	TP	A	TO	B	S	Min	
Ibikunle f	2-4	0-0	0-2	0-2	2	2	4	2	3	0	17	
Stubbs f	2-5	0-2	1-4	2-5	7	3	5	1	4	1	25	
Hackett g	3-8	1-5	3-3	0-4	4	0	10	2	3	0	1	28
Murry g	3-13	2-8	4-4	2-3	5	4	12	0	2	0	0	25
Owens g	0-4	0-1	2-2	0-1	1	2	2	3	3	0	0	13
Masters	1-3	1-2	2-4	1-0	1	3	5	1	0	0	1	22
Dougherty	1-2	1-2	2-1	1	2	3	5	2	2	0	0	13
Chinweze	2-11	0-1	2-7	4-2	6	2	6	1	2	0	0	18
Adams	2-5	1-3	0-0	1-0	1	0	5	0	1	0	0	19
Pierce	2-3	0-0	1-2	1-1	2	0	5	0	0	0	0	16
Taylor	0-1	0-0	0-0	0-0	1	0	0	0	0	1	0	4
Team					3	2	5					
Totals	18-59	6-24	17-30	15-21	36	20	59	12	20	2	3	200

FC% 1st Hlf 8-30 26.7% 2nd Hlf 10-29 34.5% Game 30.5%
 3-Pt.FG% 1st Hlf 2-15 13.3% 2nd Hlf 4-9 44.4% Game 25.0%
 FT % 1st Hlf 9-14 64.3% 2nd Hlf 8-16 50.0% Game 56.7%
 deadball rebounds: 7.2

Colorado	36	41	77
TCU	27	32	59

Officials: Dan Chrisman, Terry Chrsitman, Winston Stith
 Technicals: none. Attendance: 3321. Fouled out: none.

Game 9
Colorado 117
Mercer 74
Dec. 22, 2005 Coors Events Center

BOULDER (AP) - Jayson Obazuaye scored a career-high 19 points and Kyle Carder added 13 points as Colorado won its seventh straight by routing Mercer 117-74.

Sixteen players scored points for Colorado (8-1) which substituted freely and posted its first seven-game winning streak since the 1996-97 season. The Buffaloes shot a season-high 63 percent from the field as they extended their non-conference unbeaten streak to 15 games.

CU continued its hot 3-point shooting, connecting on 12-for-19 on 3-pointers, to boost its four game total to 41.

Andrew Brown led undermanned Mercer (1-5) with 14 points. Brian Pfohl and Will Emerson had 12 points each for the Bears, who suffered their fourth straight loss and their worst of the year. They were beaten by 36 points in their last game on Dec. 18 at Oklahoma State.

Colorado had 65 points by halftime, the most the Buffaloes had scored in a half since Dec. 7, 1990 when they recorded 75 points in the second half of a game against Central Connecticut.

Andy Osborn and Richard Roby hit 3-pointers in the first two minutes to get Colorado off to an early 24-6 lead. Emerson's layup and free throw with 12:18 left got Mercer as close as 26-11 in the first half.

The Bears didn't score again until Pfohl's layup with 9:15 remaining in the half. By then the Buffaloes lead was 37-13 and their starters had retired to the bench. Reserve Scott Senger accounted for six points the rest of the way as Colorado extended its lead to 65-29 by halftime. Things didn't get any better for Mercer in the second half. Turnovers then dunks by Obazuaye and Marcus Hall made it 73-33.

Colorado's reserves took over for good with 10:44 remaining after Glean Eddy's 3-pointer gave Colorado a 52-point bulge, 98-46.

MERCER (1-5)

Player	FGs	3-pt	FT	O-D	R F	TP	A	TO	B	S	Min	
Aaron f	1-6	1-2	0-0	1-1	2	0	3	0	2	0	0	22
Pfohl f	5-8	0-0	2-4	2-4	6	4	12	1	1	0	1	14
Emerson g	3-12	1-3	5-5	1-1	2	1	12	0	1	0	0	21
Waters g	4-8	0-1	0-1	0-2	2	2	8	1	6	1	2	22
Skogen, J g	0-5	0-1	0-0	0-2	2	0	0	2	0	0	1	19
Hammonds	0-0	0-0	0-0	0-0	0	0	0	2	1	0	1	4
Brown	6-12	2-4	0-0	0-0	4	3	14	1	0	0	0	18
Pervan	3-5	1-1	0-0	2-2	4	2	7	1	2	0	1	16
Skogen, C.	3-6	2-3	0-0	0-0	0	0	8	2	1	0	1	13
Alacqua	2-6	2-4	0-0	1-1	2	1	6	2	0	0	1	21
Slonaker	1-2	0-0	0-0	0-1	1	2	2	1	0	1	1	7
Martin	0-1	0-1	0-0	0-0	0	0	0	0	0	0	0	2
Dolan	1-4	0-0	0-0	1-3	4	3	2	1	2	1	0	21
Team					5	5						
Totals	29-75	9-20	7-10	17-17	34	18	74	13	18	3	8	200

FC% 1st Hlf 11-40 27.5% 2nd Hlf 18-35 51.4% Game 38.7%
 3-Pt.FG% 1st Hlf 4-11 36.4% 2nd Hlf 5-9 55.6% Game 45.0%
 FT % 1st Hlf 3-4 75.0% 2nd Hlf 4-6 66.7% Game 70.0%
 deadball rebounds: 0

COLORADO (8-1)

Player	FGs	3-pt
--------	-----	------

The Automated ScoreBook
Colorado Combined Team Statistics (as of Dec 22, 2005)
All games

RECORD:	OVERALL	HOME	AWAY	NEUTRAL
ALL GAMES.....	(8-1)	(5-0)	(2-1)	(1-0)
CONFERENCE.....	(0-0)	(0-0)	(0-0)	(0-0)
NON-CONFERENCE.....	(8-1)	(5-0)	(2-1)	(1-0)

## Player	GP-GS	Min--Avg	---TOTAL---		---3-PTS---		FT-FTA	Pct	---REBOUNDS---				PF	FO	A	TO	Blk	Stl	Pts	Avg
			FG-FGA	Pct	3FG-FGA	Pct			Off	Def	Tot	Avg								
23 Roby, Richard.....	9-9	248 27.6	52-105	.495	23-44	.523	29-37	.784	10	38	48	5.3	15	0	26	17	5	17	156	17.3
15 Copeland, Chris....	9-9	211 23.4	44-81	.543	13-33	.394	20-30	.667	14	37	51	5.7	22	0	9	12	8	10	121	13.4
05 Obazuaye, Jayson...	9-9	203 22.6	39-75	.520	1-7	.143	7-21	.333	15	32	47	5.2	18	2	18	15	3	7	86	9.6
21 Hall, Marcus.....	9-7	219 24.3	35-70	.500	8-25	.320	4-6	.667	5	12	17	1.9	16	0	38	16	0	12	82	9.1
04 Osborn, Andy.....	9-9	214 23.8	29-65	.446	15-43	.349	7-11	.636	15	26	41	4.6	18	0	10	9	12	6	80	8.9
12 Freeman, Martane...	9-0	132 14.7	23-41	.561	4-13	.308	19-26	.731	11	5	16	1.8	17	0	8	10	3	11	69	7.7
11 Coleman, Dominique..	9-2	165 18.3	24-53	.453	2-14	.143	6-12	.500	9	22	31	3.4	13	0	22	17	0	16	56	6.2
01 Eddy, Glean.....	9-0	70 7.8	7-17	.412	3-9	.333	7-10	.700	8	9	17	1.9	5	0	5	5	0	4	24	2.7
32 King-Stockton, Marcu	9-0	105 11.7	10-22	.455	0-0	.000	1-2	.500	13	17	30	3.3	19	0	9	9	6	1	21	2.3
10 Senger, Scott.....	8-0	52 6.5	6-12	.500	0-0	.000	6-6	1.000	12	7	19	2.4	3	0	5	5	3	5	18	2.3
3 Carder, Kyle.....	2-0	20 10.0	6-8	.750	4-6	.667	0-0	.000	0	1	1	0.5	0	0	1	2	0	0	16	8.0
30 Arrington, Lamont..	7-0	30 4.3	4-8	.500	0-0	.000	1-3	.333	3	6	9	1.3	5	0	0	2	2	1	9	1.3
25 Williams, Calvin...	6-0	50 8.3	3-15	.200	0-1	.000	2-4	.500	8	11	19	3.2	12	0	3	3	2	0	8	1.3
33 Ashby, Julius.....	1-0	11 11.0	2-5	.400	0-0	.000	2-2	1.000	2	3	5	5.0	0	0	1	0	0	0	6	6.0
02 Boidock, Billy.....	3-0	7 2.3	2-4	.500	1-1	1.000	0-0	.000	0	1	1	0.3	0	0	0	2	0	2	5	1.7
42 McGee, Antoine.....	9-0	60 6.7	1-6	.167	0-2	.000	2-3	.667	1	4	5	0.6	5	0	13	5	0	5	4	0.4
35 Perkowski, Chase...	1-0	3 3.0	1-1	1.000	0-0	.000	2-2	1.000	1	0	1	1.0	0	0	0	0	0	1	4	4.0
TEAM.....										7	12	19	2.1	0		1				

Total.....	9	1800	288-588	.490	74-198	.374	115-175	.657	134	243	377	41.9	168	2	168	130	44	98	765	85.0
Opponents.....	9	1800	216-513	.421	66-184	.359	93-161	.578	96	197	293	32.6	173	-	119	167	23	48	591	65.7

TEAM STATISTICS	CU	OPP	DATE	OPPONENT	W/L	SCORE	ATTEND
SCORING.....	765	591	11/18/05	UNC WILMINGTON	W	73-54	3268
Points per game.....	85.0	65.7	11/21/05	at Colorado State	L	82-83	5868
Scoring margin.....	+19.3	-	^11/26/05	vs Saint Mary's	W	73-54	5035
FIELD GOALS-ATT.....	288-588	216-513	11/29/05	at Penn	W	78-60	6249
Field goal pct.....	.490	.421	12/03/05	CAL POLY	W	93-75	1559
3 POINT FG-ATT.....	74-198	66-184	12/07/05	UTAH	W	76-52	2472
3-point FG pct.....	.374	.359	12/17/05	UC IRVINE	W	96-80	1416
3-pt FG made per game..	8.2	7.3	12/20/05	at TCU	W	77-59	3321
FREE THROWS-ATT.....	115-175	93-161	12/22/05	MERCER	W	117-74	2010
Free throw pct.....	.657	.578	^ = Colorado Classic (Denver, Colo.)				
REBOUNDS.....	377	293	* = Conference game				
Rebounds per game.....	41.9	32.6					
Rebounding margin.....	+9.3	-					
ASSISTS.....	168	119					
Assists per game.....	18.7	13.2					
TURNOVERS.....	130	167					
Turnovers per game.....	14.4	18.6					
Turnover margin.....	+4.1	-					
Assist/turnover ratio..	1.3	0.7					
STEALS.....	98	48					
Steals per game.....	10.9	5.3					
BLOCKS.....	44	23					
Blocks per game.....	4.9	2.6					
WINNING STREAK.....	7	-					
Home win streak.....	5	-					
ATTENDANCE.....	10725	20473					
Home games-Avg/Game....	5-2145	3-5146					
Neutral site-Avg/Game..	-	1-5035					

SCORE BY PERIODS:	1st	2nd	Total
Colorado.....	375	390	- 765
Opponents.....	273	318	- 591